


Head Office
 Ashworth House
 Deakins Business Park
 Egerton
 Bolton
 BL7 9RP
 T 01204 590666
 F 01204 590620
 E enq@hardscape.co.uk

Southern Office
 Unit 25
 Long Marston Industrial Estate
 Long Marston
 Stratford Upon Avon
 CV37 8QR
 T 01789 721012
 F 01789 721041
 E enq@hardscape.co.uk

www.hardscape.co.uk



Limestone

Materials used:
 Crema Fatima
 Limestone Cladding

Hope Street Hotel, Liverpool



Materials used:
 Crema Fatima honed
 and sandblasted
 slabs and
 walling/benches

Caversham Court Gardens, Caversham

Limestone

Hardscape's source and supply of this practical and versatile material allows for great uniformity in shade and tone together with its own uniqueness giving it an earthy appeal.

Technically it is a sedimentary rock composed largely of the mineral calcite, the remainder being made up by silica, flint, sand and clay. It is quarried from places, which millions of years ago, would have formed the floor of a shallow area of the sea.

Limestone is formed close to the earth's surface and therefore captures fossilized plant and animal life. Like granite, quality limestone is used in a wide range of interior and exterior building applications such as paving, interior flooring and cladding, offering a harmonious, seamless appearance to any prestigious commercial or domestic scheme.

Internal



Bordeaux Beige (EU)



Bordeaux Grey (EU)



Crema Beige (EU)



Leonora



Piemont Beige (EU)



Piemont Grey (EU)




Provence Beige (EU)



Provence Grey (EU)



Ramon Gold



Ramon Grey



Toscana Beige (EU)



Toscana Grey (EU)

External



Crema Fatima (EU)



Dolomite Bush-hammered (EU)



Dolomite Rough Honed (EU)



Gala Bush-hammered



Gala Classic



Gala Elegance



Gala Rough Honed



Gala Sandblasted



Mocca Crema (EU)



Molianos Beige (EU)



Molianos Blue (EU)




Molianos Grey (EU)

DISCLAIMER: Due to variations in the printing process this colour swatch represents an approximate guide to Hardscape colour-types of limestone within the range. Please request individual samples to confirm selection. Test data available upon request.

Specials




Finishes



Bush-hammered



Flamed



Antiqued




Diamond Honed



Sandblasted



Polished*



Brushed*

*Internal Only

Types

Slabs

Slabs with a natural surface and sawn edges are often used for the paving and facing of both internal and external areas. They are the main paving item for squares, streets, pavements, arcades and shopping centres. Sizes: Standard and bespoke available on request.

Setts

They provide texture in the streetscape. Being an extremely versatile product, the sett is used either to contain or mark the edge of paved areas, squares, streets or to shape flower-beds, traffic islands and soft landscaping. They can also be used decoratively to embroider paved areas. Sizes: Standard and bespoke available on request.

Kerbs

Usually paved vertically, kerbstones can be used for shaping footpaths, flower-beds, stairs or for marking edges of traffic and pedestrian paved areas.



The Quayside, Conwy



Universal Square, Manchester



Cheapside, London



Queensberry House, Queens Road, Brighton