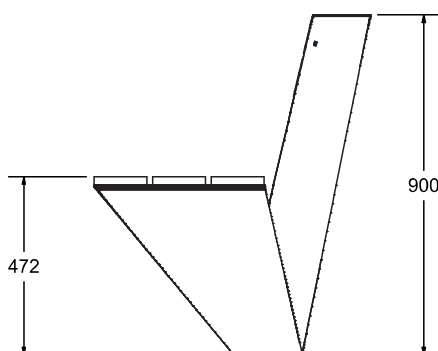
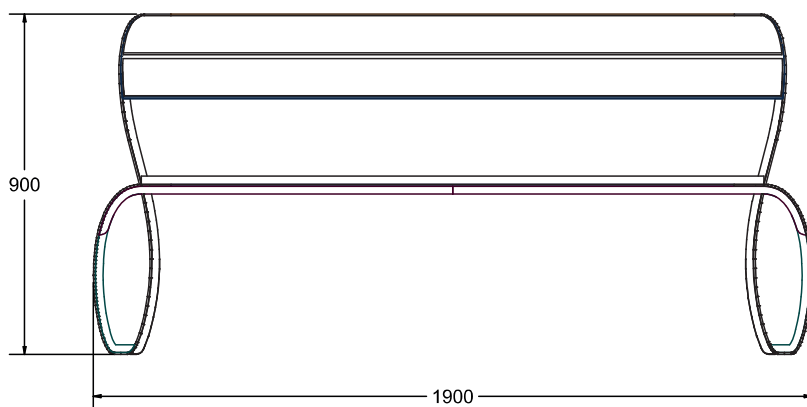





Max dimensions:

Height tot: 900 mm | Height of seat: 472 mm | Width: 730 mm | Length: 1900 mm
Weight of steel: 80 kg

**DESCRIPTION**

The load-bearing structure of the bench Fluxus is made in steel sheet, 50/10 thickness. The whole bench is reinforced with steel profiles 50/10 thickness, 20 mm h. The seat and the backrest are made in WPC. On the base of the bench there are 4 holes (2 per legs), 11 mm diam. For the fixing to the ground through specific bolts (not provided).

For the realization of this product, Steel EN10111DD11 is used and later treated with a cycle of sandblasting, cataphoresis and powder coating. Such cycle is meant to guarantee the protection of the painted products, in an environment of C4 corrosion class, as requested by the UNI regulations EN ISO 12944-2. The products are eventually polyester-powder coated with RAL colours at choice. As an alternative to steel EN10111DD11, the production in corten is also available, on demand. In this case the material is treated with a specific oxidation process.

WPC (Wood Plastic Composite) is made of 70% recycled wood and 30% recycled plastic.

LAB23

LUXUS

Bench



Designer: Arch. Roberto Semprini