



GEOMETRY



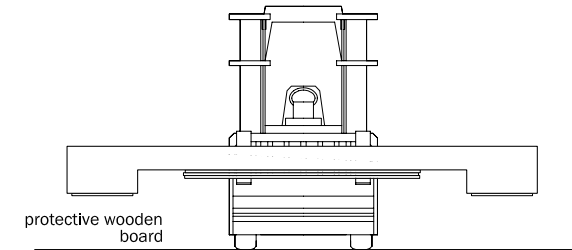
Elevation

Profile

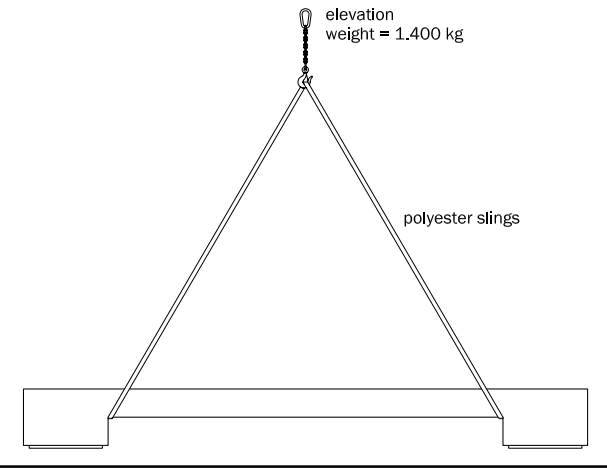


Plant

POSITIONING




Option of positioning with a fork lift truck



Fastening system
Base supported

scale (in cm.) 0 50



GUIPÚZCOA

Bench without back support made in a single piece. Its large dimensions transmit a sensation of great solidity. The purity and sobriety of its lines allows it to adapt to any city environment. The bench is available in smaller sizes.

patented model ©



MATERIAL : Reinforced concrete
COLOUR : White, Black, Grey
TEXTURE : Chiselled, Plain
FINISH : HWater repellent
WEIGHT : 1.400 Kg
INSTALLATION : Base supported

DESIGN : Pedro Barragán, arquitect

