











Applications:

-  Health & Emergency Services
-  Residential & Commercial
-  Agricultural
-  Schools & Education
-  Civic & Public Sector
-  Industrial
-  Transport & Infrastructure
-  Utilities
-  Construction
-  High Security

Drawings:

Download our drawings direct from our website:

www.zaun.co.uk/about-us/downloads/drawings/

Manual Swing Gates



Features & Benefits:

- Bespoke design to suit fence line
- Aesthetically pleasing and easy to operate
- Available in single or double leaf
- With your choice of infill from welded and woven mesh to vertical bar & solid sheets
- Supplied in almost any RAL colour required
- Can be supplied with a range of closers, hinges, locks & access control options

Description:

Zaun's range of manual swing gates are ideally installed onto sites that occasionally require pedestrian or vehicle access, all of our manual swing gates are available in single or double leaf options and all gates can be designed with your choice of infill to match any fence line. Infills are available in welded mesh, woven mesh, vertical bar, solid panels or timber.

Our bespoke manufacturing capabilities ensures that we can design gates in any size and configuration to suit almost any requirement or size and can be provide in almost any RAL colour.

Manufactured to British Standards (BS) from fully welded steel section with a wide range of infill options and can be provided with a range of locking systems including a variety of Mico Tindall, PK and Locinox systems, electric release, electric lock, fail safe or secure options. Each gate can be supplied with a range of topping options to provide additional security. A mesh over panel can also be provided to encase the gate within the fence line.

Details:

Heights of between 1.8 metres and 4.0 metres – Manual Swing Gates

Gates:

Pedestrian gates are single leaf 1.2m wide (or width to suit), framed in Rectangular Hollow Section and mesh, railing or solid sheet infills to match the fence line, supplied with a slide latch or lock to suit customer requirements. Gate supplied with rubber bump stop and 2 x suitable gate posts.

Vehicle access gates are double leaf (single leaf vehicle gates available) 3.0m wide (or width to suit), framed in Rectangular Hollow Section and mesh, railing or solid sheet infills to match the fence line, with drop bolts and slide latch or lock to suit customer requirements. Gate supplied with rubber bump stop and 2 x suitable gate posts.

Finish:

Materials are galvanised only and/or galvanised and Polyester Powder Coated (PPC)

Drawings:

www.zaun.co.uk/about-us/downloads/drawings/

Specifications:

Height	Single Leaf Width	Double Leaf Width
1.8 mtr	1.2 mtr to 3.6 mtr	2.0 mtr to 7.2 mtr
2.0 mtr	1.2 mtr to 4.0 mtr	2.0 mtr to 8.0 mtr
2.4 mtr	1.2 mtr to 4.8 mtr	2.0 mtr to 9.6 mtr
3.0 mtr	1.2 mtr to 2.4 mtr	2.0 mtr to 4.8 mtr *
4.0 mtr	1.2 mtr to 2.4 mtr	2.0 mtr to 4.8 mtr *

* Larger gates can be manufactured on request, but additional cost may be involved as the leaves will need to be made up of sections bolted together.

Technical Support

Should you require any help or assistance in your requirement please contact

sales@zaun.co.uk or

call +44 (0)1902 796 699

Turnkey Solutions

Zaun can provide you with solutions to suit all of you sport and perimeter protection requirements, whether you need to protect a school playground or a military base, Zaun has the solutions for you. From perimeter and sports fencing to CCTV and access control, Zaun can provide solutions to your specific requirements.

For more information on any of our products or services please visit our website at:

www.zaun.co.uk