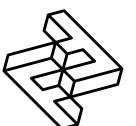


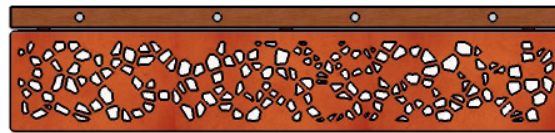
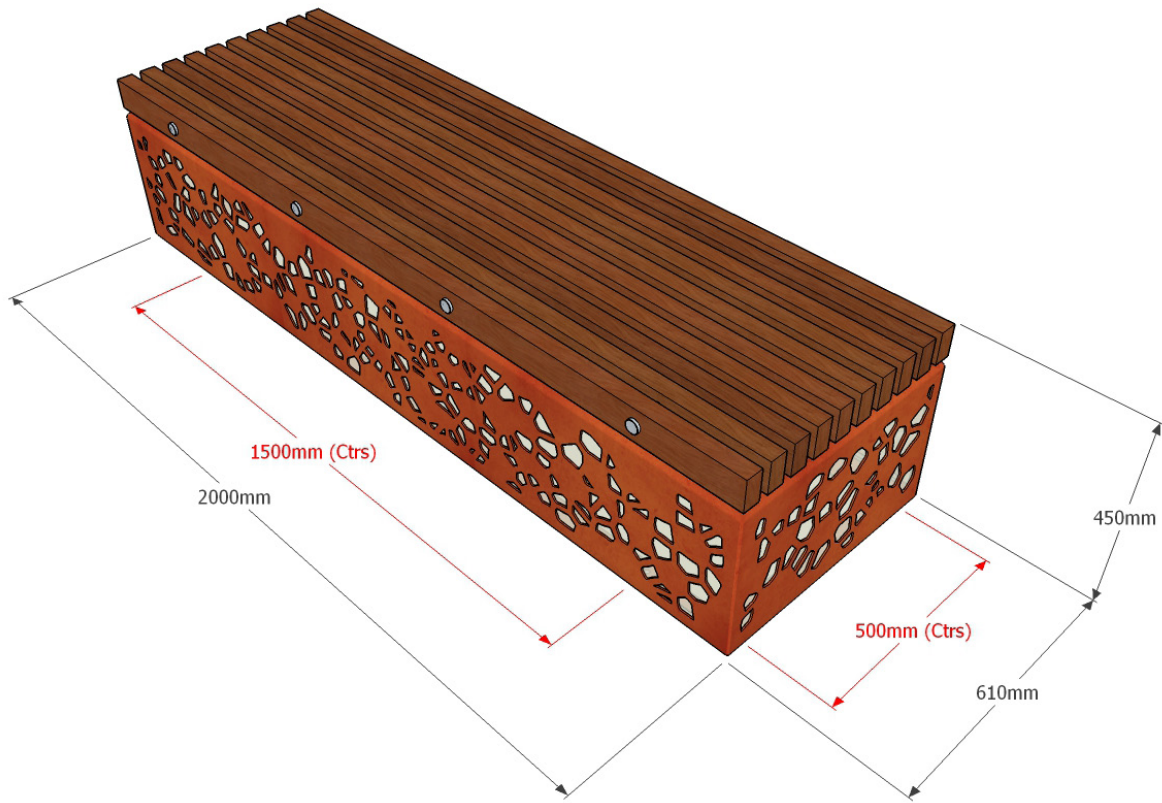
FACTORY FURNITURE



Soca Corten Bench

TECHNICAL SHEET





Composition

Slats - FSC® certified tropical hardwood with aluminium endcaps & spacers

Base - Corten steel, Polycarbonate light diffusers



Finishes

Timber - Natural finish as standard. (Oil or microporous woodstain available on request).

Dimensions

Metric L - 2000mm | W - 610mm | H - 450mm

Imperial L - 6' 6½" | W - 2' 0" | H - 1' 5½"

Approx weight

182kg

Fixing centres & method

1500mm (4' 11") x 500mm (1' 7½")

4 no. sleeve anchors (two per base)

Foundation

2 no. pads 400 x 700 x 400 mm in C20 concrete (recommendation only)

Handling

Please observe health & safety lifting guidelines. A fork lift or crane will be required for off-loading and positioning of items

Maintenance

Depends on usage and position. All elements will require cleaning annually. Timber elements should be treated every other year if coated. Galvanised and powder-coated mild steel only require maintenance if damaged.

