



**Fitzpatrick
Woolmer**

Grenadier™ Entrance Sign

Our aluminium and Oak **Grenadier™** entrance signs are the perfect solution for welcoming visitors to any attraction. Their sturdy aluminium frame ensures long-lasting durability, while the elegant oak detailing creates a refined and inviting first impression.

Designed for maximum visibility, these signs enhance your brand's identity with a timeless, professional look. Whether in harsh weather conditions or busy environments, their robust construction ensures they remain a reliable, eye-catching feature that reinforces your brand's presence.

Product features

- * Hardwood PEFC Oak and aluminium construction
- * Self adhesive vinyl lettering and logos
- * Preservative and powdercoat finish
- * Standard sizes 1800mm x 1200mm, 1500mm x 1000mm and 1200mm x 800mm
- * 1 year manufacturer's warranty

Fitzpatrick Woolmer Design & Publishing Limited

Unit 7 Lakeside Park, Neptune Close, Rochester, Kent, ME2 4LT
 t: 01634 711 771 e: info@fwdp.co.uk w: fwdp.co.uk



By Appointment to His Majesty The King
 Manufacturer of Signs and Wayfinding
 Fitzpatrick Woolmer Design & Publishing Ltd, Kent

Specification applies to the standard product. Our range of options usually allow us to accommodate any differences you may require. Please contact us and we will be happy to support you in developing this specification to meet your requirements.

Option delete/ update as appropriate

Manufacturer: Fitzpatrick Woolmer,
Unit 7 Lakeside Park, Neptune Close,
Rochester, Kent, ME2 4LT.

Tel: 01634 711 771

Email: info@fwdp.co.uk

Timber: PEFC QPA Grade, generally to BS EN 975-1

Species: Oak

Origin: France

Moisture content on delivery: 60% - 80%

Finish: Sadolin Classic wood preservative,
solvent based, matt

Colour: Light Oak

Metal: Aluminium

Grade: 1050

Thickness: 3mm

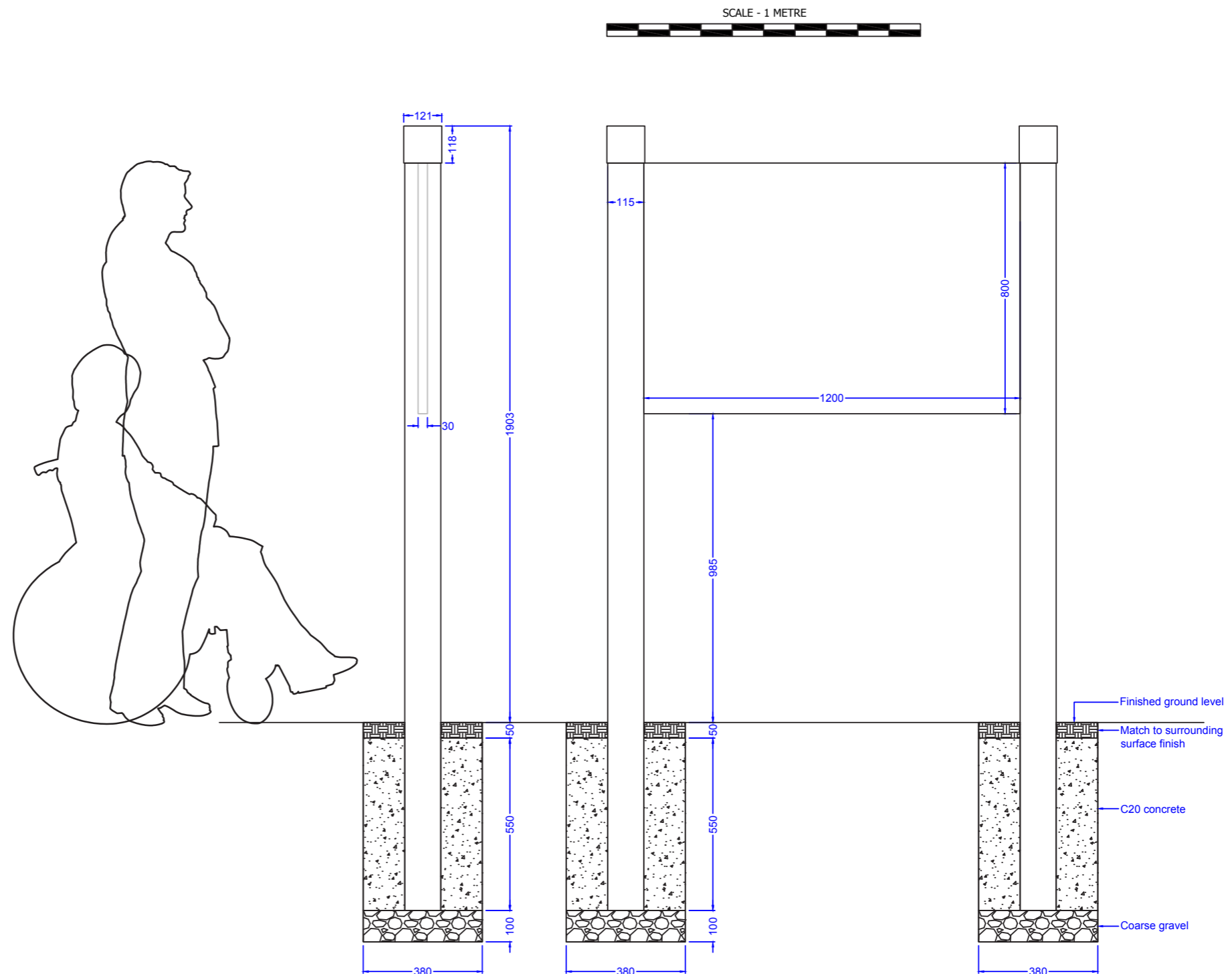
Finish: Powdercoat to BS EN 12206:2021 Part 1

Colour: RAL 9005 Black and Corten effect cap

Weight: 88kg

Installation: Posts extend 600mm below
ground level

Guarantee: One year manufacturer's warranty



Note: All dimensions are indicative only. Footing details are subject to soil conditions and structural engineers recommendations.

Specification applies to the standard product. Our range of options usually allow us to accommodate any differences you may require. Please contact us and we will be happy to support you in developing this specification to meet your requirements.

Option delete/ update as appropriate

Manufacturer: Fitzpatrick Woolmer,
Unit 7 Lakeside Park, Neptune Close,
Rochester, Kent, ME2 4LT.

Tel: 01634 711 771

Email: info@fwdp.co.uk

Timber: PEFC QPA Grade, generally to BS EN 975-1

Species: Oak

Origin: France

Moisture content on delivery: 60% - 80%

Finish: Sadolin Classic wood preservative,
solvent based, matt

Colour: Light Oak

Metal: Aluminium

Grade: 1050

Thickness: 3mm

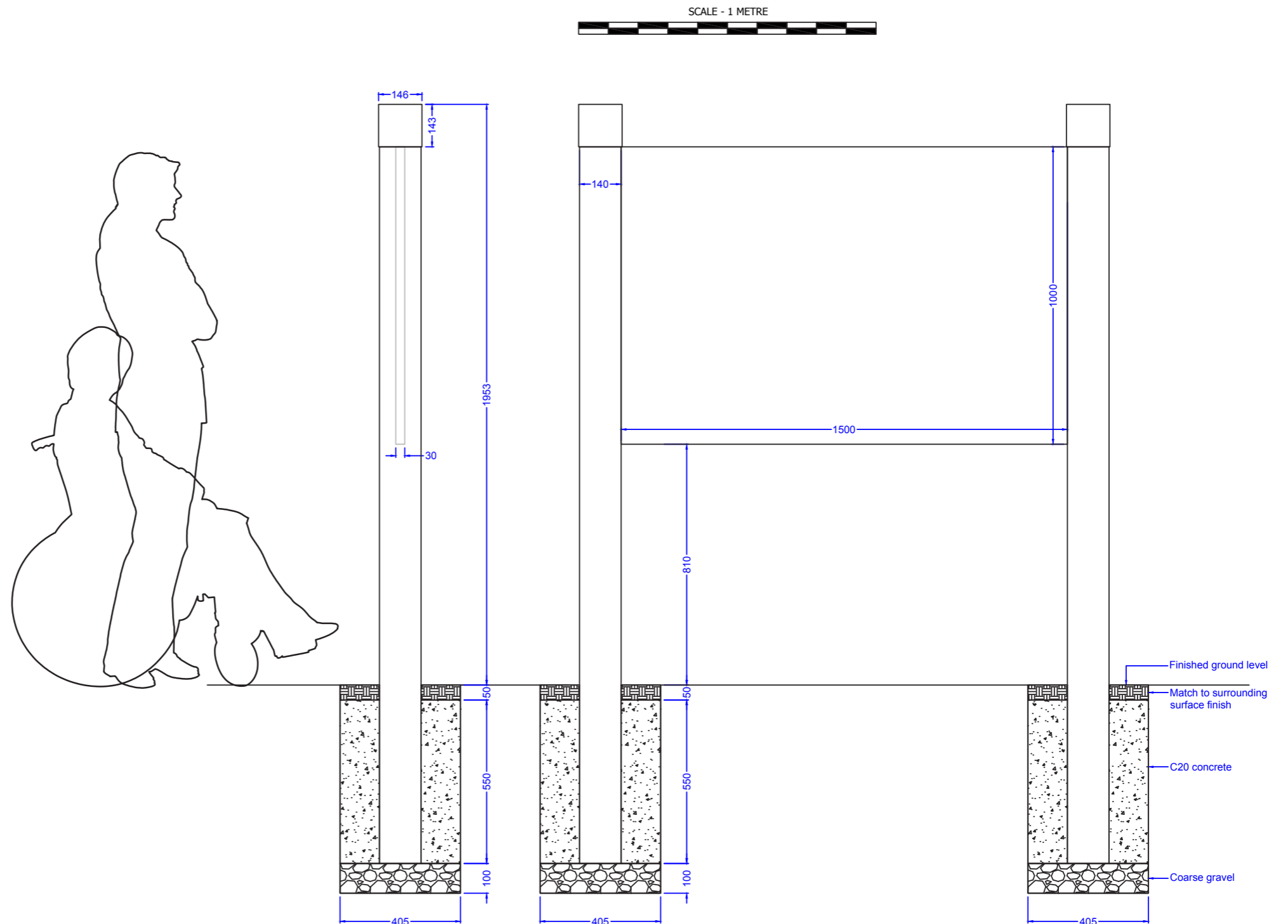
Finish: Powdercoat to BS EN 12206:2021 Part 1

Colour: RAL 9005 Black and Corten effect cap

Weight: 132kg

Installation: Posts extend 600mm below
ground level

Guarantee: One year manufacturer's warranty



Note: All dimensions are indicative only. Footing details are subject to soil conditions and structural engineers recommendations.

Specification applies to the standard product. Our range of options usually allow us to accommodate any differences you may require. Please contact us and we will be happy to support you in developing this specification to meet your requirements.

Option delete/ update as appropriate

Manufacturer: Fitzpatrick Woolmer,
Unit 7 Lakeside Park, Neptune Close,
Rochester, Kent, ME2 4LT.

Tel: 01634 711 771

Email: info@fwdp.co.uk

Timber: PEFC QPA Grade, generally to BS EN 975-1

Species: Oak

Origin: France

Moisture content on delivery: 60% - 80%

Finish: Sadolin Classic wood preservative,
solvent based, matt

Colour: Light Oak

Metal: Aluminium

Grade: 1050

Thickness: 3mm

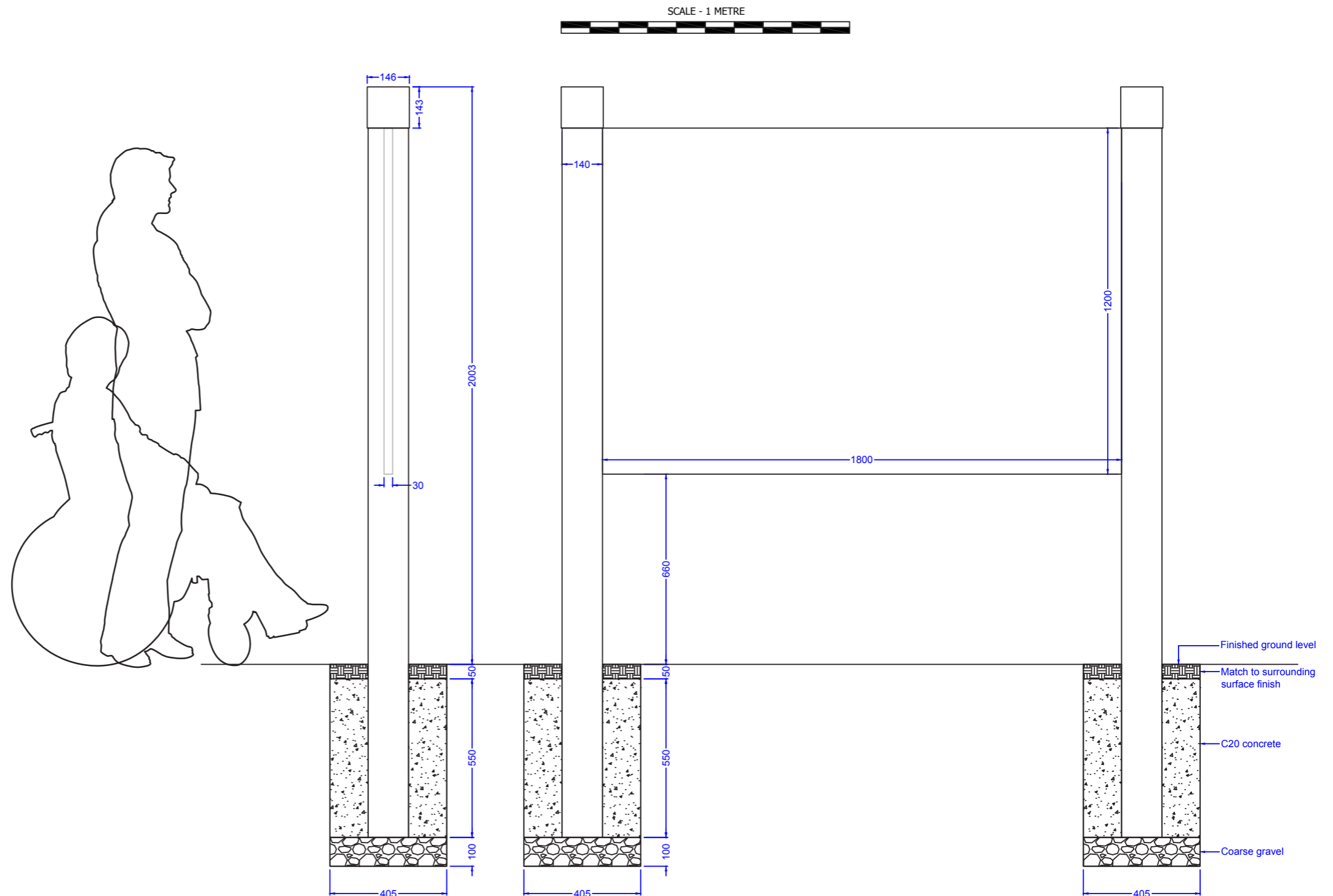
Finish: Powdercoat to BS EN 12206:2021 Part 1

Colour: RAL 9005 Black and Corten effect cap

Weight: 140kg

Installation: Posts extend 600mm below
ground level

Guarantee: One year manufacturer's warranty



Note: All dimensions are indicative only. Footing details are subject to soil conditions and structural engineers recommendations.