

Origin

Bespoke Play Areas
made to measure in **Robinia**



Play that takes place naturally



Proludic 

“ Nature has been a source of inspiration for Proludic, from its origins to the present day

All over the world children have always played in nature. It is also a constant source of inspiration for Proludic and the products we produce.

Since the early origins of the company, our play equipment has always tried to capture the elements of nature in our designs. As a result, we look at the natural habitat and incorporate elements such as tree houses, logs to balance on and trunks to climb.

Enchanting shapes and colours of the green verdant landscape inspire the design of our ranges. The playful experiences and interactive activities offered to children in natural spaces are replicated in our structures and bring our play areas to life.

Nature has always been apparent within Proludic’s history; influencing our designs, culture and the very essence of what we do.

1985
1st realisation in logs

1990
Ecoludic

1992
Vitamins

1998
Ixo

2001
Kanopé

2002
Vivarea

2013
Origin’ trail

2017
Kanopé new version

2019
1st Origin’ bespoke project

2020
New Origin’ bespoke projects to discover



“ Nature, an endless play area

Nature has an abundance of play resources for children and provides an ideal setting where they can develop their taste for adventure and discovery.

Nature is associated with freedom. Its unstructured activities stimulate children’s physical activity, imagination, creativity, motor skills and cognitive development. Whether they be running in the forest; climbing on fallen branches; jumping from stone to stone to cross a stream; balancing on an uprooted trunk; handling pinecones; observing birds and animals, sharing with friends, children are ultimately testing their limits.

These play experiences derived from a natural space are ones that children adore.

Proludic’s Origin’ product range provides children with a secure environment to learn and develop through exploring nature’s play activities. This type of natural play contributes to the well-being and learning of children as a closer lifelong relationship with nature is made.



“ Origin’, a range that blends seamlessly into natural landscapes

The Origin’ range was conceived in 2013 and has been part of the Proludic offering ever since.

Constructed out of durable Robinia wood, the play equipment combines and complements each other to create play areas in perfect harmony with nature. This interaction between play and the environment enhances a site. These natural-looking structures blend effortlessly into the natural landscape. Since its launch, the Origin’ range has been favoured in natural landscapes rich in nature.

Nature is a constant creative source for our team of designers. Proludic can assist you in the development of your bespoke wooden play project. The combination of creativity coupled with world-class manufacturing knowledge acquired over the past 30 years makes us your perfect partner.

Let your imagination run wild, tell us your dreams... we’ll bring them to life.



“ Robinia wood is ideal for play



- ⊕ Absent of sap and highly resistant to environmental conditions (such as insect infestation, fungi growth and climatic conditions), which guarantees the durability of the equipment over time.
- ⊕ Debarked and sanded down makes it smooth to the touch.
- ⊕ It never splinters and is non-flammable.
- ⊕ Rot-resistant when faced with moisture and therefore does not require additional chemical protection.
- ⊕ Harvested from sustainably managed European forests.




“ Proludic, know-how and collective experience

The history of the Origin' range at Proludic is the story of a designer-craftsman collaboration which encompasses the company's innovative approach.

Our experience, creativity and dedication are the driving force within our teams. This passion is reflected in the creation of bespoke projects carried out in our workshops to high specifications. All of our work meets with demanding industry specifications.

From design to installation, manufacturing to follow up, the expertise of each person in their field guarantees relevant, unique and personalised solutions.



The designers' studio

Creating a new unique play area involves giving it a meaning, a personality and a story. It includes presenting a vision while taking care of the aesthetics, as well as the functional and technical aspects.

Our designers take ownership of each clients' expectations and immerse themselves creatively to deliver this vision. They apply their expertise and knowledge of bespoke design to deliver high quality play areas.

Based on the attributes of the Origin' range, they enhance and give substance to each project entrusted to them. From the first stroke of a pencil to the creation of a 3D model, they shape each play area with a unique identity.



The manufacturing workshop

Producing bespoke products from Robinia wood is a technical process that requires a combination of precision and craftsmanship.

Some of our bespoke team members has experience working within the forestry industry and bring these honed skills to creating beautifully crafted pieces. They have an eye for detail and a flair for exquisite craftsmanship in what they produce.

Our carpenters work with tried and trusted wood production techniques that respect the environment and global resources. They manufacture raw materials through a series of operations that combine the use of manual work and machinery to produce the finished parts for each of our play structures.

The equipment is made to order and is personalised to each client's requirements. The implementation of all work stages are carefully managed and coordinated.





Installation and Maintenance Service

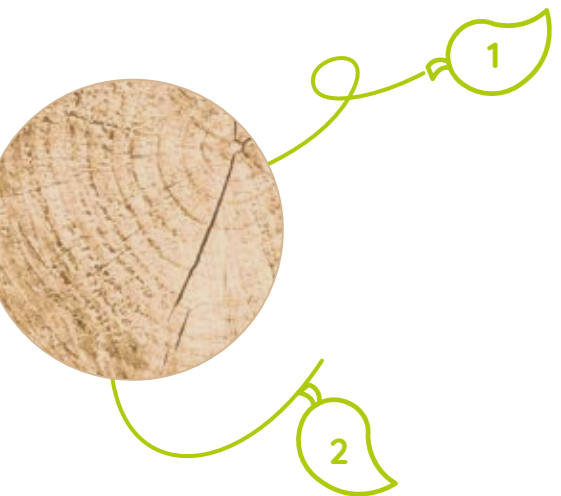
Proludic project manages each bespoke project step by step: installation of play equipment, excavation and foundation work, carrying out landscape integration work, laying safety surfaces, after-sales service, servicing and maintenance.

The installation of bespoke structures from the Origin' range requires specific know-how due to the characteristics of Robinia wood:

- ⊕ the structural stability of the play area equipment is guaranteed by anchoring it in the ground using minimal amounts of concrete.
- ⊕ the irregularity and curvature of posts make each set unique. These require specific assembly and adjustments to ensure they sit well in the ground.

The manufacture, assembly and installation of our bespoke structures comply with industry standards.

“ Proludic will support you to create your bespoke Origin’ play area



By listening to your expectations and ideas, we conceptualise and design the most creative solution for your needs. The expertise of everybody involved guarantees the fruition of a quality play area unique to you.

The design of your play area is like a landscape architect project with an approach inspired by the very nature of the place. The project is built around the intrinsic characteristics of its location.



Imagining a bespoke Origin’ project means giving a strong play value to the play area. Children play in nature, with nature and through nature. Their imagination and exploration are expressed through symbolic structures rich in opportunities for role play.



In the following pages, we have presented designs according to three different popular themes:



“ Medieval legends and tales



“ Adventures in nature



“ Sealife scenes

Each example is built from existing equipment that can be modulated or reinterpreted on request. This is the benefit of a personalised approach incorporating skilled craftsmanship.

These three themes propose the basis for a bespoke offer without limits, or rather, which has no limit other than that of your imagination!



“ Medieval legends and tales

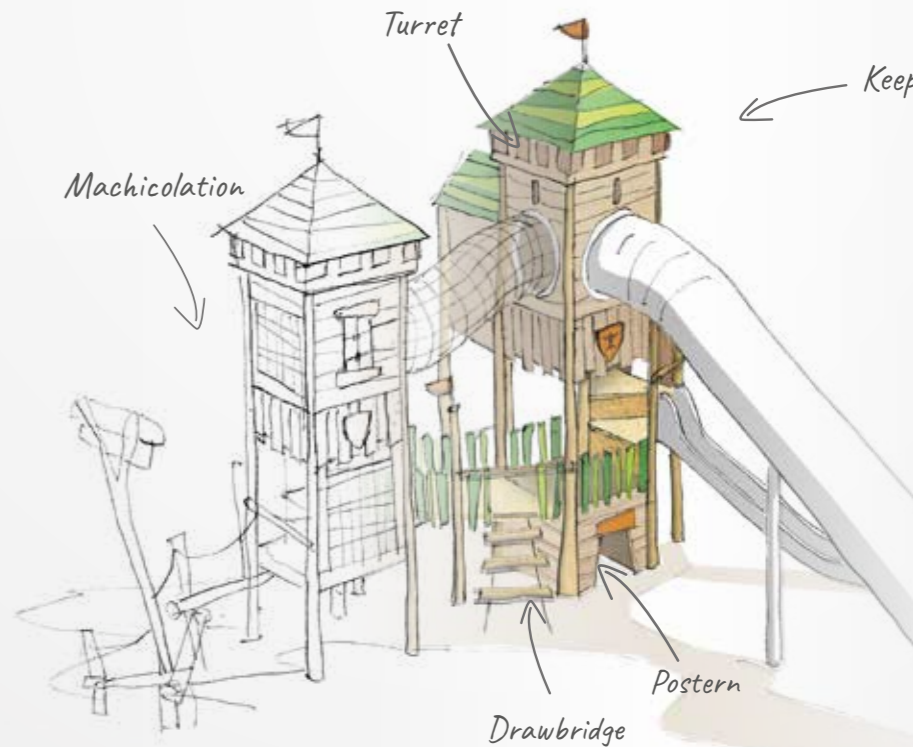

Through reading medieval legends and tales, children have travelled through fantasy kingdoms filled with castles inhabited by knights and princesses, ye olde villages and mythical beasts such as dragons.

This imaginary world breathes creativity into our play areas and can be infinitely varied on picturesque, majestic and fanciful play structures.

Children's stories vary and usually never have the same beginning, middle, or end. It is the children who, according to their imagination, decide which adventure to live and share at that moment in time.



Our inspiration






Your project...

The dragon



The keep



The tavern



The cart



The donkey



The well





Your project...

The fiefdom

The tournament tent

The well

The donkey

The cart

The village

“ Medieval legends and tales

Examples of theme components



Animals



J49113



J49110



J49116

Shops



J49205



J49107



J49204

Castles



J49203



J49200



J49202

Playful complements



J49112



J49140



J49207


Find more ideas on proludic.com

“ Adventures in nature

Nature is a goldmine of inspiration for aspiring adventurers. Curiosity and physical activity go hand in hand: you can observe surroundings, venture along a mysterious footpath, or build a woodcutter's hut. The trees, animals and birds will become elements of uninhibited and creative play.

On a play area, imagination takes over and even a simple walk turns into an adventurous hike past ponds and further into the depths of the forest. The children explore winding trails, up high or over a drop, alternating with breaks and games of hide-and-seek in vantages close to birds of prey nests. Adventure is everywhere in this playful representation of the great outdoors.

Our
inspiration





Your project...



Reeds

The observatory

The heron's nest

The beavers' stairs



Your project...

The trappers' hut

The heron's nest

The jeep

The play houses in the treetops

The bear



Your project...

The trappers' village



The trail

The boar

The fox

The jeep

The forest

The bird of prey

Adventures in nature



Examples of theme components



J49402

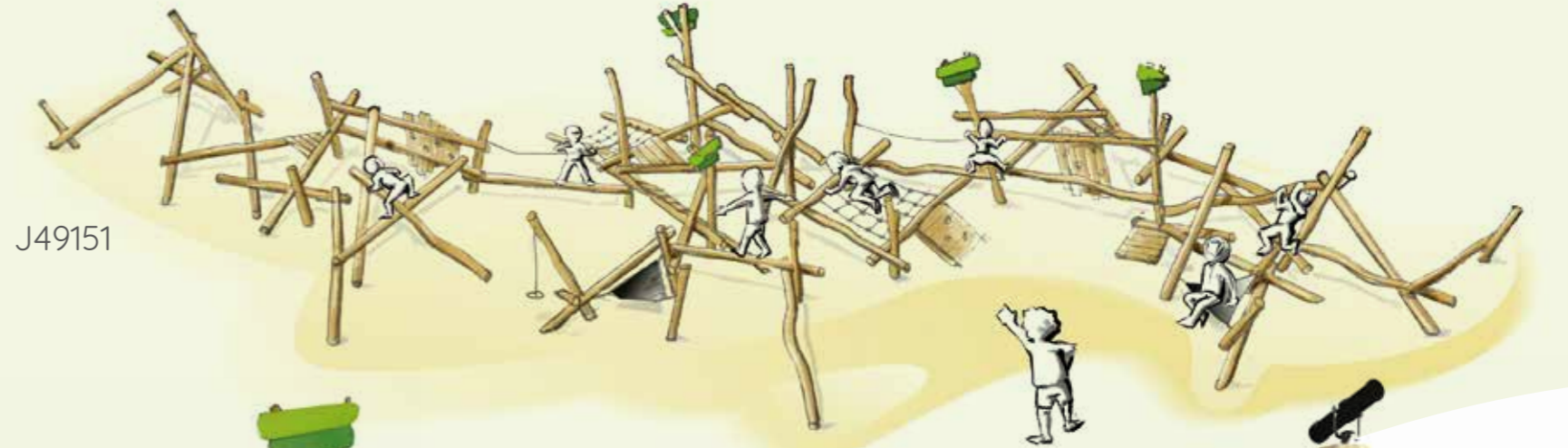
Play houses



J49403



Trails



J49151



J49109



J49407




J49106



J4951

Playful complements

Find more ideas on proludic.com



Our inspiration


Sealife scenes

Seas and oceans, boats and sea animals, the world of offshore fishing have always intrigued and fascinated children.

The maritime world begins in toddler's fantasies and continues to develop in children's imaginations over time.

Boats of many shapes, playhouses and bridges set the tone for stories and adventures to be shared. Children imagine they are pirates, explorers or fishermen. Maybe they are heading for Treasure Island, meeting whales, or exploring a mysterious odyssey on a stranded boat... Anything is possible!





Your project...



The Galleon


The fishermen's hut

Fish market

The island

Sloop

Sealife scenes



Examples of theme components



J49300

Play houses



J49306

Shops



J49307



J49108

Boats



J49302



J49301

Footbridges



J49121

Playful complements



J49150


Find more ideas on proludic.com

Let's go further together!

Tell us your ideas...

Our designers will interpret them to tell your story and create your perfect bespoke project.

Our craftsmen's skills bring your concept to life and create a play area guaranteed to make children happy.





PROLUDIC LTD
The Play Hub
Bradmore Business Park
Loughborough Road
Nottingham
NG11 6QA
Tel. 0115 982 3980
E-Mail: info@proludic.co.uk
proludic.co.uk

