



GORDON
ELLIS
& CO

gviews

Self-watering planters that
save time and money



Self-watering
hardwood, metal
and plastic planters



High quality,
fully customisable
hardwood and
aluminium noticeboards



Our versatile and
unique self-watering
Orbea range



Tap Safe - The lockable
weather resistant
protective cover for
outside taps

NEW



Planters designed and made in Britain



160 years of Manufacturing Excellence

Your new partner for planters and street furniture

geViews is a specialist British manufacturer and supplier of street furniture products that combine good looks, meticulous attention to detail and the best possible build quality.

Our highly skilled designers can make a product bespoke to your needs, or you can choose from our extensive stocked collection of planters, bins, noticeboards and bollards. The range is designed to perfectly suit commercial or educational facilities, street scenes and "in Bloom" groups.

All our products have been designed and developed to give a long life of service. They are great value for money, require the minimum of maintenance and are recyclable. All of which is backed up with our commitment and dedication to deliver the highest standard of customer service.

Planters that are good for the environment and great for your budget

Our range of self-watering plastic, hardwood and metal planters only need **watering weekly**, so the cost savings start straight away. Less watering means fewer visits: saving time, fuel and labour costs. geViews timber and plastic planters are **100% recyclable**.

Our brand new gecoPlas range shows just how attractive and versatile recycled plastic can be.

We are proud to only use timber from well managed, **sustainable forests**.



Contents

5



Our Icons Explained

6



Self-Watering Planters

9



Pagoda Range

16



Wooden Planters

20



Metal Planters

22



Tap Safe

24



Noticeboards

28



Benches

32



Litter Bins

36



Bollards

38



Litter Pickers

Bespoke Products



Every customer is unique and every project has its own special requirements. We know the importance of creating products that are bespoke to match the customer's needs and individual requirements.

As you look through our catalogue you will find this symbol, which shows where we can use your creative vision and our expertise to create a unique solution for your project.

Your account manager will work closely with you to get the size, materials and colour you need. Your planter can also have text and logos as foamex panels, permanent moulded graphics, or engraved into timber. The sky is the limit - discuss your requirements with us today.

Because every project is different.



Colour Options

For plastic and metal planters

We offer a wide range of colours to suit your existing street furniture.



Stone effect colours only available for plastic planters



Choose the right material for your project



Timber

Iroko is an eye-catching, sustainable and durable hardwood that needs very little maintenance.

For a lower cost option, we can also make planters in **tanalised softwood**, which needs treating yearly.



Metal

Stainless steel planters always make a statement.


Steel can be **galvanised** or **brushed** for a smart, modern appearance, **powder coated** in a colour of your choice, or choose **Cor-Ten steel** for a beautiful rust-like patina.



Plastic

Polyethylene is the ideal material for a tough life outdoors.

This material is extremely hard-wearing and disguises any scratches and dents because the colour is solid all the way through the moulding, not just a coating.



Recycled Plastic

The **NEW gecoPlas** range is made from waste plastic collected at the kerbside, making it very eco-friendly.

It is ideal for public spaces, as it is very low-maintenance and gives a long service life without rotting, cracking or splintering.

Our Icons Explained

A step by step run down introducing our icons and the meanings behind them.



Self-Watering

A built in self-watering reservoir designed to keep the planter watered for 7 days. Our Self-watering system is designed to significantly reduce the time and cost spent watering the planter and also makes the planter more eco-friendly as both water usage and wastage are reduced.



100% Recyclable

This product is 100% recyclable making the product better for the environment PLUS at the end of the unit's life the product can be recycled and the material used again to make another great product.



Long Life

This unit has been designed and manufactured to high specifications and standards in order to be able to offer you a hardwearing and durable unit, that will continue to look fantastic year after year... After year.



Low Maintenance

This product was developed with low maintenance in mind meaning rather than having to tackle the upkeep of the unit you can spend both your time and funds improving your other spaces.



Different Colour Options Available

Whether it be the colour of the Planter, Bench, Picnic Table, Litter Bin or the engraving on a Noticeboard or Planter, we have a number of different colour options and effects available for you.



Designed and Manufactured here in the UK

We have been manufacturing in the Midlands for over 150 years and are a specialist British Manufacturer of high quality, durable, low maintenance Planters and Street Furniture. We're able to help with range of stocked units or our dedicated Design Team are happy to help create bespoke products for you in a range of materials.



ISO Manufactured

ISO Accredited - Products are manufactured to the high standards required by ISO accreditations.



Easy Drain

This planter has an Easy Drain feature meaning water from the reservoir can be easily drained before any transportation and removal, removing the risk of carrying heavy water filled planters which can potentially be quite dangerous.



Soft Edge

This planter has been designed with a Soft Edge to protect the plants and plant growth during wet and windy weather. The Soft Edge allows plants to cascade over the side of the unit without risking damage as result of being forced against rigid edges.



Rain Groove

A built in Rain Groove encourages rain and other liquids to gather in the Groove and then drip off the edges of the planter rather than running down the side which can result in the planter becoming water stained over time.



Display Options

This unit has options to add your own personalised Display Boards, which could promote anything from organisation logos, local promotions, or sponsorships to local facts, directions or to promote a community group.



Bespoke

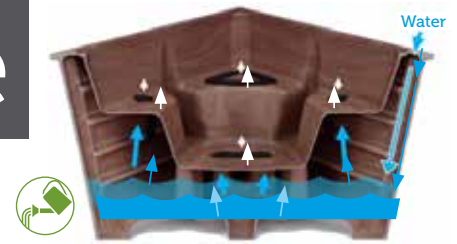
This product can be manufactured to bespoke sizes or have bespoke features to meet any of your requirements.



Timber from Well Managed Forests

We always ensure that all the materials used in our timber products are sourced from sustainable well managed forests.

100% Recyclable Plastic Planters



Save time, money and water

All geViews planters feature a **self-watering** reservoir, fitted with capillary matting. This significantly reduces the number of visits needed for watering and ensures a consistent and appropriate level of water is delivered into the compost. Topping up is quick and easy with accessible refilling points.

Built to be tough in the winter ice and summer heat, your plants will look fantastic showcased by our planters. The solid body colour means that any bumps or scratches are less visible. As there are baskets, floor planters and towers available, any type of floral display can now benefit from the advantages of a self-watering planter.



Soft Edge - all edges in contact with your plants have a smooth contour, so flowers flow over the side without resting against sharp corners.



Rain Groove - the unique channel in every geViews planter deflects rainwater away from the sides to reduce stains and keep planters looking smart.



Advertising area Get a sponsor's name noticed: your planters could pay for themselves.



All geViews planters feature a self-watering reservoir ... this significantly reduces the number of visits needed for watering and ensures a consistent and appropriate level of water is delivered



Introducing

The Orbea Range

Stylish and contemporary, the **geViews Orbea Range** can be configured just the way you want it.

With the option of a high impact tower planter, a large floor planter, a compact planter, and a hanging basket, the versatile Orbea Range has a solution for every space.

Not just a stylish design, the Orbea Range stays true to our core values of providing high quality, hard wearing, low maintenance planters, manufactured in the UK.

Each unit has been innovatively designed with a range of features that will keep your displays looking fantastic for longer.

Orbea Tower Planter

Available as a Floor Planter or a 2 or 3 tiered tower.

The contemporary Orbea Tower Planter is a striking centrepiece to your floral displays, available as a 1, 2 or 3 tiered option, allowing you to design the Orbea Tower Planter to suit your space. The tiers are connected by robust steel supports making the tower incredibly durable. Each tier benefits from a generous self-watering reservoir to keep your displays looking fantastic with minimal upkeep.

The Orbea Tower Planter is configured by combining the Floor Planter, Compact, and Hanging Basket in the design of your choice.



The Benefits...

- **Versatile** – create continuity in your display with various assembly options.
- **Self-watering reservoir** – reduces the time, labour and cost of watering, and minimises water wastage.
- **Overflow point** – ensures displays won't be damaged due to overwatering.
- **Soft edges** – protect plants from damage in wet or windy conditions and in areas with a heavy footfall.
- **Drainage point** – water reservoirs can be drained for easier and safer transport.
- **Transportable** – built in pallet runs so that units can be moved easily and safely.
- **Hard-wearing** – designed and built with durability and longevity in mind.
- **100% recyclable** – better for the environment.
- **Cost-effective** – we've used our manufacturing expertise to keep costs to a minimum, so you get the best value for your budget.

Tiers	Height	Compost capacity	Water capacity
1 Orbea Floor Planter	750mm	156l	137l
2 Orbea 2 Tier Tower	1400mm	208l	181l
3 Orbea 3 Tier Tower	1902mm	222l	193l



The Orbea Range

Stylish, Versatile, Unique



The opportunities are almost endless with the Orbea Range. Each planter can be used independently, or they can be combined to make the striking Orbea Tower Planter.

The Orbea Range has softer lines adding a calming ambience as well as giving you more options for greenery.

Unlike any other planter on the market.



Floor Planter



Compact Planter



Hanging Basket

Our popular self-watering reservoir makes it low maintenance – these planters are designed to only need watering once a week, saving you time and money, and lessening water waste.

Our accreditations back up our confidence in our products, we've got 150 years of manufacturing experience, so you can trust us to deliver.

Orbea Floor Planter

The Orbea Floor Planter is the bedrock of this collection. Its 750mm x 1020mm size makes it an ideal building block for your floral displays. The soft edges and curved design give it eye-catching appeal, perfectly complementing any area.

Compost Water

Size (mm): 1020 x 1020 x 750 (LWH) Capacity: 156l 137l

Orbea Compact Planter

The Orbea Compact Planter is ideal for any area where space is at a premium. It can be used on its own as a smaller floor planter, or as part of a co-ordinated display alongside the rest of the range. If you are creating a tower display, the Orbea Compact Planter can be your base, mid, or top tier, depending on the size tower you want to create.

Compost Water

Size (mm): 735 x 735 x 455 (LWH) Capacity: 52l 44l

Orbea Hanging Basket

The Orbea Hanging Basket is a striking addition to any floral display. Its 20 inch diameter is the perfect size to add a burst of colour to any space. Includes high-durability chains to keep your floral arrangements safe and secure. If you are creating a tower planter the Orbea Basket can be used as a top tier.

Compost Water

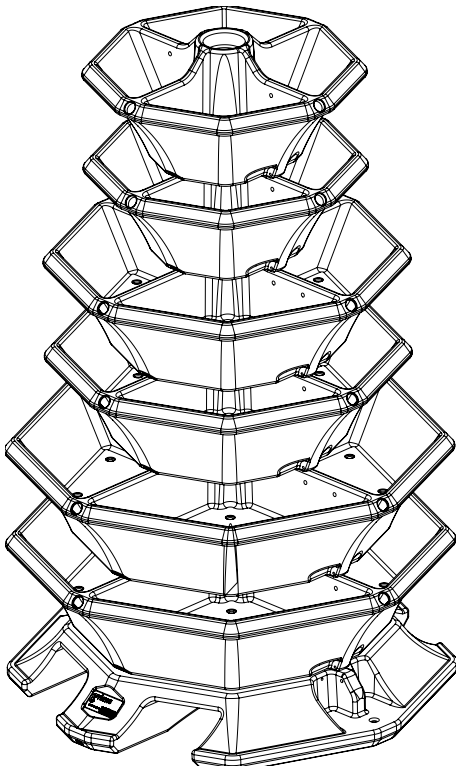
Size (mm): 508 x 508 x 307 (LWH) Capacity: 14l 12l



Pagoda Tower

If you're looking for a unique and stylish planter, then the geViews Pagoda Tower is the high-impact answer. The self-watering planter immediately grabs your attention, providing high style and colour to both urban and rural areas. This octagonal tower has large water reservoirs in each tier, all of which are filled from a single point in the top tier. All plants are watered via the capillary matting system, which dramatically cuts down on the time spent and cost of watering.

Once planted, the Pagoda Tower comes to life, boasting a truly beautiful display of plants and flowers. The height can be changed to best suit the space available, by adding or removing tiers. Use all seven tiers to create a stunning centrepiece which is an impressive two metres high. The planter can also be easily moved, using the fork-lift runners built into the base.



Benefits

- Available with 2, 3, 4, 5, 6 or 7 tiers
- Rain Groove to prevent water staining
- Soft Edge sides for healthier plants
- Large capacity water reservoir in each tier

Tiers	Height	Compost capacity	Water capacity
2	710mm	130l	37l
3	960mm	154l	74l
4	1210mm	236l	93l
5	1460mm	284l	112l
6	1710mm	308l	121l
7	1960mm	390l	130l

Base Footprint: **1090 x 1090 mm**

Available in all our colours. See page 4.



Pagoda Tower Display Board

Looking to make your planter unique?

The Pagoda Tower Display Board is the perfect addition to your fantastic display, helping to give your planter something truly different!

The opportunities really are endless! The Pagoda Tower Display Board can be used to promote Sponsors, promote Organisations or promote Community Groups. Or it can be used to give passers-by Facts about the area, Direct them to Points of Interest or even promote Local Events... And much much more.

The Stainless Steel Frame has been designed to be easily fixed to both existing and new Pagoda Towers. The weather resistant, hard-wearing, double sided Display Board is also designed to be easily installed and can be changed whenever you like by securing another geViews Display Board... It's that simple.

The Pagoda Tower Display Board really does offer the opportunity to transform your planter into more than just something great to look at.

The opportunities really are endless! The Pagoda Tower Display Board can be used to promote Sponsors, promote Organisations or promote Community Groups.



Applications



10 Sponsor Logos



Town Logos



Facts & Events



Information & Navigation

Scenic Planters

Our Scenic Planters are hard wearing, long lasting, and low maintenance. Available as a meter square or a smaller rectangular design, both contain a self-watering reservoir that will keep your planter watered for 7 days, saving you time and money, and reducing water wastage.

Our Scenic Range also offers the opportunity to attach display boards which could promote local groups, sponsors, local points of interest and much, much more. These versatile planters can give you a high impact floral display that will look fantastic in any setting, and the robust design means that they will continue to look good for many years.



Benefits

- Hard-wearing, long lasting, and low maintenance
- Eco-friendly self-watering reservoir - saving time, money and water waste
- Soft edges allow flowers to cascade over the side without damage
- Rain groove to prevent damage from water staining
- Our unique easy drain feature and forklift runner allow for safe and easy transport
- Robust construction for long life
- Display board option to promote local groups, sponsors or points of interest

Scenic Square Planter

The Scenic Square Planter is our most popular planter and is the core building block for many types of floral schemes. Compost volumes are kept down with large internal shoulders, combined with our eco-friendly self-watering reservoir the key cost elements of water and compost have been carefully minimised.

Size (mm): 1000 x 1000 x 770 (LWH)

Capacity: 175l water, 225l compost

Available in all our colours. See page 4.



Scenic Rectangle Planter

This versatile planter is an ideal solution for areas where space is at a premium. Its smaller footprint makes it the perfect choice to add colour and interest to walkways, or spaces where a traditional planter might be cumbersome.

The slimline design means it can be used to create a floral barrier to separate different areas, or to guide pedestrian traffic. The Scenic Rectangle Planter is the perfect solution for any space.

Size (mm): 1200 x 500 x 700 (LWH)

Capacity: 100l Water, 100l Compost

Available in all our colours. See page 4.



Silver trim also available

Newforest Planter

The innovative Newforest planter has the attractive and traditional look of a wooden planter, but with the strength and durability that comes from 100% recyclable plastic. The convincing wood grain and colour effect is hard to tell apart from real hardwood, allowing you to get more for your budget. The Newforest brings the style of wood, combined with a self-watering reservoir and low ongoing maintenance.

Benefits

- The long life of a plastic planter, with the visual appeal of wood.
- Lower cost to purchase than hardwood, but provides the same attractive effect.
- Large capacity water reservoir allows watering less often than a wooden planter.
- Low on-going maintenance costs, no painting required.
- Excellent impact and fracture resistance.

Size (mm): 1000 x 1000 x 800 (LWH)

Capacity: 140l water, 211l compost

Available in oak, teak and black effects.



Introducing the Newforest in Oak, Teak, and Black for a smart modern take on this popular planter.



Teak



Oak



Black



Pagoda Floor Planter

This 1m octagonal planter is perfect for large shrub displays. For a dramatic effect, combine it with the Pagoda Tower and Hanging Baskets to create a striking coordinated floral display.

It is durable, vandal resistant and built to resist the elements outdoors. To keep your flowers looking their best with

minimum maintenance, Pagoda planters feature a large self-watering reservoir and our Soft Edge and Rain Groove designs as standard. We have a choice of colours and can add logos or adverts to the side panels. Our team will work with you to make a Pagoda floor planter which perfectly matches your needs.



Size (mm):	1000 x 1000 x 770 (LWH)
Capacity:	137l water, 200l compost



geViews Barrier Basket

Pagoda Barrier Baskets

Our self-watering Pagoda Barrier Baskets are an easy solution to soften and brighten hard steel barriers, bringing a flurry of colour to town centres. Once installed, there is no need to remove them from the streetscene. By using our removable and reusable basket liners, you can quickly change plants for the new season. The built-in self-watering reservoir makes these baskets safer and more cost effective, as the plants no longer need daily watering.

Benefits:

- Brightens up a safety barrier or fence
- Easily accessible water point
- Finger points on every liner for quick removal
- 100% recyclable

The Pagoda Barrier Baskets also include adjustable stainless steel fixing brackets so are designed to fit most barriers and railings.

geViews Barrier Basket	
Size (mm):	1300 x 405 x 305 (LWH)
Capacity:	29l water, 49l compost

Available in all our colours. See page 4.

geViews Basket Liner (Single)	
Size (mm):	600 x 300 x 170 (LWH)

Each Barrier Basket requires two liners.



Pagoda Hanging Baskets

Cleverley designed in partnership with Nurseries, In Bloom groups and Horticulturists with ease of use, durability and low maintenance in mind our self-watering Pagoda Hanging Baskets are available in either an 18" or 20" design.

The Pagoda Hanging Baskets share the same popular design features as the rest of the Pagoda range, such as an internal water reservoir and self-watering capillary wicking allowing for days without watering, and an

extremely effective compost to water ratio. Both Pagoda Baskets have a number of features which make them environmentally friendly and encourage plant growth/health to create a fantastic, high impact display, season after season.

The Pagoda Hanging Basket range also offers a number of qualities which make it environmentally friendly, hardwearing and cost effective – A great combination for any project.

18" Pagoda Hanging Basket

NEW to the Pagoda Range is the striking 18" Hexagonal Pagoda Hanging Basket. It has been developed alongside our clients to offer a fantastic floral display combined with a high durability, low maintenance and cost effectiveness. Easy on the environment and budgets.

Overall Diameter:	457mm (18 Inch)
Height:	205mm
Water Capacity:	8 Litres
Compost Capacity:	10 Litres



20" Pagoda Hanging Basket

Our 20" Octagonal Pagoda Hanging Basket is the perfect Basket to really make an impact in your spaces. Designed to offer a large, high impact display the 20" Basket shares the same clever design features as the rest of our range while it's heavy-weight zinc plated chains have a quick release clip to make planting easier.

Overall Diameter:	555mm (20 Inch)
Height:	255mm
Water Capacity:	10 Litres
Compost Capacity:	19 Litres



Everything you need for creating stunning floral displays for any pole or lamppost up to a 110mm max diameter. Easily installed the Pagoda Pole Basket Package provides a high impact display while offering security and stability. With all the great features you would expect from the Pagoda range, our Pole Basket is designed to be an extremely hardwearing, cost effective and low maintenance planting solution.

The Pagoda Pole Basket comes with our popular self-watering capillary matting and features an easy fill watering channel for fuss-free maintenance. The smooth edges allow plants to flow over easily, and its UV stable and highly durable construction mean it will look great season after season.

Our Easy Drain feature allows the reservoirs to be emptied while still in situ, making removal and transportation significantly less labour intensive – and less risky. Our Self Watering Liners mean installing and removing planting is also simple and hassle free.

Included in the Pagoda Pole Basket Package:

- 2 x Pagoda Pole Basket Half Units
- 2 x Self-Watering Removable Liners
- 2 x Steel Fixing Brackets

Overall Diameter:	685mm
Height:	405mm
Water Capacity:	20 Litres
Compost Capacity:	16 Litres
Pole Diameter:	110mm Max

*All measurements per Half Basket

Pagoda Pole Basket Package



Make the most of every space with our Pagoda Wall Unit. This stylish basket lets you fill any empty wall space with a high-impact floral display. Ideal for areas where space is limited the Pagoda Wall basket is a simple and effective option to add some colour and help brighten your spaces.

Overall Diameter:	685mm
Height:	405mm
Water Capacity:	20 Litres
Compost Capacity:	16 Litres

The easy-fill watering channel makes filling the reservoir far easier than traditional wall units, and the popular Pagoda self-watering capillary matting will keep your floral displays looking stunning all season long.

Just like the rest of the Pagoda range, the wall unit is hard-wearing and low maintenance, and its UV stable construction means it will look fantastic season after season.

Pagoda Wall Unit



Wooden Planters

Wooden planters add warmth to the built environment that few other materials can match. The build quality and construction means they are built to last, with robust 42mm and 20mm thick timber sections throughout.

Whenever you want to make an impression, choose our beautiful wooden planters. Their eye-catching design is the result of true craftsmanship and the wealth of experience we have gained during our 150 years of manufacturing history.

Our expert joinery team can make planters to any size, with your choice of finials, signage or engraving. Talk to us today to turn your ideas into reality.

We only use wood stocks from well-managed forests and all our wood waste is recycled.

NEW

Self-watering wooden planters

Our full range of hardwood planters are now available with self-watering systems, just like our plastic planters.

Now you don't have to decide between the beauty of natural timber or the practicality of plastic – you can have the best of both, to exactly match your project.

We are pleased to offer our wooden planters with self-watering reservoirs from industry leader Green-Tech. We will calculate the correct reservoir sizes to suit the planters you have ordered and supply all the parts you need to get started. It is the no-fuss way to healthier plants.

Our wooden planters are also available without a self-watering system.



Legacy Planters



Hardwood is the number one choice for high quality, long life traditional planters. As geViews is both the designer and manufacturer of our wooden planters, we can supply standard styles from stock, or you can take advantage of our design-and-build service to create something bespoke to your exact needs. If you have existing wooden planters and need more, or are looking for planters with surround seating or matching benches, we can help.

Our primary timber is Iroko, a very hard-wearing and durable wood which does not require regular treatment with oil or varnish when used outdoors.

For town centres, we suggest the 1.5m Octagonal planter, which is elongated to fit neatly on a pavement, while giving extra space for a stunning plant display.



Standard sizes

600 Cube size (mm):	600 x 600 x 600 (LWH), capacity 135l
1m Square size (mm):	1000 x 1000 x 870 (LWH), capacity 545l
1.5m Square size (mm):	1500 x 1500 x 870 (LWH), capacity 1308l
1m Octagonal size (mm):	1000 x 1000 x 870 (LWH), capacity 465l
1.5m Octagonal size (mm):	1500 x 1000 x 870 (LWH), capacity 770l

Bespoke sizes and styles available - contact us for a quotation.



Smartclad Surrounds

Smartclad Surrounds are the clever way to transform outdated planters. These sophisticated Iroko hardwood frames fit easily around any existing planter and bring them up to date instantly.

We can produce bespoke Smartclad Surrounds to fit any planter, in the timber of your choice. We also manufacture two standard sizes to suit our Pagoda and Scenic floor planters.

Regardless of size, tired looking planters can quickly look new again.



The Stanton planter adds a modern twist to our traditional hardwood planters. The bright stainless steel top rail brings the planter right up to date, contrasting perfectly with the classic Iroko timber. This planter is ideal for large raised planting

beds, special flower features and specimen trees.

Our standard size is 1000 mm square. Please contact us to discuss bespoke sizes and finishes.

Stanton

Planter



Size (mm): 1000 x 1000 x 870 (LWH)

Capacity: 465l



Ascot

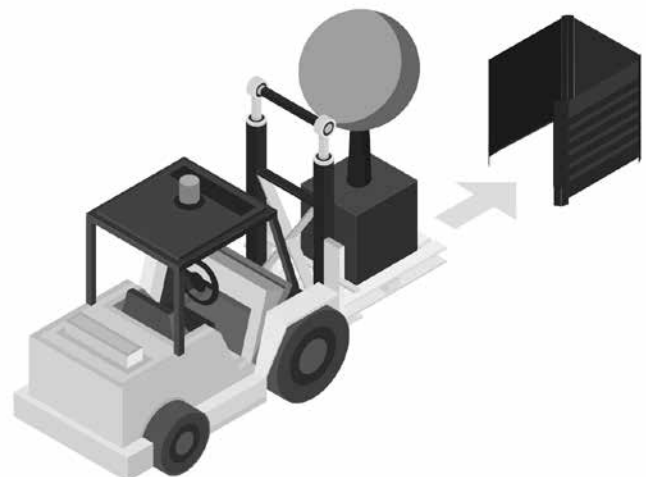
Europlanter

Introduce more trees into your planting scheme with the innovative Ascot Europlanter. Suitable for any tree on a Euro-pallet as standard, or for other pallet sizes on request.

Use a forklift truck to put the tree into the desired location, still in its transport planter. The Ascot Europlanter is then built around the pallet with just four panels, without having to re-pot the tree. More plants can then be added around the base of the tree to create a striking tree planter in very little time. Perfect for getting multiple trees into location with minimum fuss, for when only the very best planting scheme will do.



Size (mm): 1200 x 1080 x 1000 (LWH)



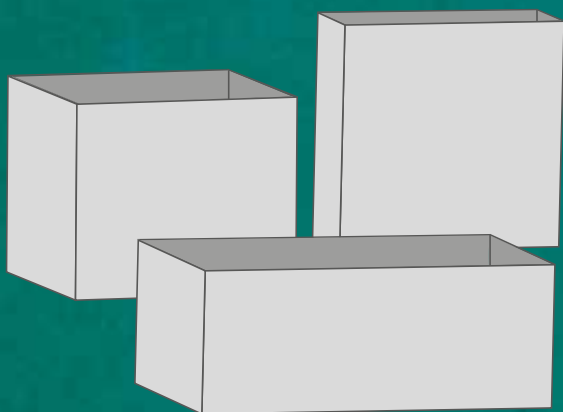
Luxe Planter Range

The Luxe range of exciting new metal designs gives you the ability to create contemporary and sophisticated landscape designs.

Steel can be powder coated in a colour of your choice to make a bold statement, or choose galvanised or brushed effects for a smart, modern appearance. We use high quality 304 grade stainless steel as it has great corrosion resistance. They are perfect for long-term use outdoors, and equally suited to indoor use.

Our eye-catching new Cor-Ten steel option weathers gradually over time, giving a beautiful rust-like patina on the surface. Unmatched by any other material, it brings a truly unique finish to your planting scheme.

We can create these stunning planters in any size to match your needs, or you can choose from one of our standard sizes:



1m Square:	1000mm x 1000mm x 870mm (LWH)
Café Planter Mini:	1000mm x 400mm x 500mm (LWH)
Café Planter Tall:	1000 x 400 x 1000 (LWH)



Choose from four attractive finishes to
get the ideal match for your project

Galvanised steel

Your first choice for a contemporary planting scheme.


The protective zinc coating of galvanised steel prevents rusting and gives a stylish high gloss appearance.



Cor-Ten steel

Weathers to develop a striking rust-like finish.

The distinctive finish of Cor-Ten steel is high impact and low maintenance, with a beautiful burnt orange-brown hue once exposed to the elements.



Brushed steel

An elegant and understated satin finish.

The metal is polished and sanded to achieve a subtle textured appearance, making it the perfect container to bring plants into the heart of a modern urban environment.



Natural Cor-Ten



Weathered Cor-Ten



Powder-coated steel

High-impact and hard-wearing in any RAL colour.

Powder coating creates a hard-wearing colour layer which is much tougher than conventional paints. We offer over 200 colours, so you can find the ideal colour for your scheme.



Introducing

Tap Safe



The lockable weather resistant protective cover for outside taps.

Designed and manufactured in the UK, Tap Safe gives you complete control over your outdoor water supply. Safeguarding your taps from damage and misuse, no matter the weather, with its secure locking mechanism and weather resistant construction, helping to protect your taps against cold weather and frost.

The secure locking system and fixed wall-mounted design provides tamper-resistant protection that loose-fitting covers simply can't match. Ideal for homes, shared gardens, schools, commercial sites, residential developments, and public or community spaces. Tap Safe is perfect for any environment where an outside tap needs protecting.

Eco friendly and 100% recyclable, Tap Safe is made from tough, corrosion-proof polyethylene. Built to withstand rain, frost, UV exposure and daily wear and tear. You can enjoy long-lasting protection, and peace of mind knowing your taps are safeguarded from damage and misuse, while ensuring they remain functional no matter the season.

You can also choose the access style you need from our 3 locking options – Uniquely Keyed, Numbered Padlock or 'Keyed the Same' for managing multiple units with one key.



Keyed the same – for multiple units, accessed with the same key

Choose from our 3 locking options; Uniquely Keyed, Numbered Padlock or 'Keyed the Same'

Available in 4 colours to suit any exterior



Brick Red



Sandstone



White



Graphite Grey

Tap Safe - The lockable weather resistant protective cover for outside taps

Features and Benefits

- **Secure locking mechanism to stop water theft and misuse**
Helping residential, public, commercial or educational settings protect budgets and avoid costly water waste caused by taps left running or being misused.
- **Robust design and weather resistant**
Withstands rain, frost, UV exposure and daily wear and tear, and helps protect taps from damage or vandalism. Ideal for both busy commercial sites, private residential areas or publicly accessible places.
- **Caters to your access needs**
Choose from 3 locking options: Uniquely Keyed, Numbered Padlock and Keyed the Same (for multiple units).
- **Hose friendly design**
Featuring an underside aperture that allows a hosepipe to remain attached even when locked.
- **Easy to fit**
Compatible with most outdoor taps and easy to install without the need for specialist tools.
- **Seamless modern design**
Its low-profile appearance keeps surroundings looking neat, tidy and well-kept. Tap Safe is also available in 4 attractive colours to suit any exterior.

Perfect for any environment

Our Tap Safe units are perfect in any environment, anywhere - outdoor taps need damage protection, controlled access or year-round durability. Including;

- **Public and community spaces** such as council sites, allotments and community venues.
- **Commercial and managed properties**, including offices, retail locations, supermarkets and bin or waste areas, where a secure, tamper-resistant cover helps prevent unauthorised water use and damage.
- **Homes and residential developments**, from private gardens and shared courtyards to residential complexes or holiday parks, where controlled access keeps outdoor taps safe from damage or misuse.
- **Schools and educational settings**, where a protected tap helps maintain a safe environment, prevent tampering and ensures reliable access for staff.
- **Landscaped grounds and outdoor maintenance areas**, including train stations, public parks and sports grounds where secure water access is essential.
- **Service and maintenance areas**, allowing contractors to offer added protection for outside taps that remain easy to access when needed.

Wherever an outdoor tap is relied on, Tap Safe offers the reassurance of secure, protected and well-managed water access.

Dimensions (mm):	H240/225 x W170 x D155
Hose pipe aperture (mm):	W75 x D45
Rear tap aperture (mm):	H194 x W60-80
Screw hole size (mm):	5.3 ø

Bespoke apertures available

Whether you're tired of unexpected water usage and costs, worried about tampering, or simply want year-round weather protection for your outdoor taps, Tap Safe offers you a secure, attractive and cost-effective solution that puts you back in control.

Get in touch with geViews for more information or visit www.tap-safe.co.uk to order online today!



Can also be used for stopcocks or other valves



Legacy

Noticeboards

Our Legacy Noticeboards are available as single, double or triple door displays, and all can be post or wall mounted.

Built to accommodate up to four pages of A4 paper per bay, they are the ideal way to show off your official notices, posters and signs.

These elegant, eye-catching notice boards are the perfect combination of attractive traditional design and high-quality construction; they are built to last.

Made from Iroko, a sustainable hardwood, all our Legacy Noticeboards are packed with a range of features as standard:

- Durable stainless-steel hinges and fixings throughout.
- Weather resistant seals to withstand the elements.
- Ventilation points to minimise condensation.
- Rain groove to prevent water staining.
- Vandal resistant polycarbonate glazing provides excellent clarity.

Our post mounted boards have a standard leg length of 2.4 metres, bespoke leg lengths are available on request.

If you need something special, or want to match existing designs, we can manufacture custom-built boards to meet most requirements.



Single Door Noticeboard

Capacity:	4 x A4
Wall Mounted (mm):	567 x 115 x 922 (WDH)
Post Mounted (mm):	682 x 115 x 2400 (WDH)



Double Door Noticeboard

Capacity:	8 x A4
Wall Mounted (mm):	1035 x 115 x 922 (WDH)
Post Mounted (mm):	1150 x 115 x 2400 (WDH)



Triple Door Noticeboard

Capacity:	12 x A4
Wall Mounted (mm):	1571 x 115 x 922 (WDH)
Post Mounted (mm):	1686 x 115 x 2400 (WDH)



The Legacy Noticeboard not only offers you an elegant and traditional design as standard, but also comes with a range of customisable options, meaning you can create a noticeboard perfectly suited to your individual surroundings and requirements.

Customisable options:

STEP ONE: Choose the size

Available as a single, double, or triple door display.



STEP TWO: Choose your fixings

Available as wall or post mounted noticeboard. Choose whether you would like to fix your Noticeboard to a wall using our hardwood wall mounting frame or choose to add 2.4m Iroko posts for post mounting.

STEP THREE: Choose your bespoke engraving

Personalise your noticeboard with engraving on the header or footer (or both!) to showcase your area, organisation, site, or building.



STEP FOUR: Choose the engraving font and colour

Choose from our range of stylish fonts and weather-resistant engraving paint colours to suit your personal design. Your engraving will be hand-painted by our highly skilled and experienced team.

Fonts available:

Choose from a range of fonts including: Times New Roman, **Rockwell**, **Comic Sans**, Arial, Arial Rounded. Other fonts available on request.

Colours available:


Choose from a range of weather resistant colours including Black, Green, Yellow, Gold, Blue and more.



Bespoke Options

STEP FIVE: Choose your noticeboard backing

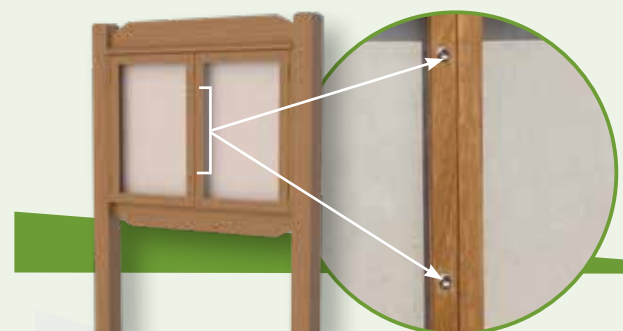
Choose how you would like to fix your notices – we have two options available, choose from either a traditional pinboard or a more contemporary magnetic backing.



STEP SIX: Choose your access and security

Choose how you would like to open your noticeboard, depending on who will be adding information to the board.

If you want to allow public access you can choose an easily accessible thumb turn lock, or for more limited access you can add a double security lock with a key. If you would prefer a combination of access options, feel free to speak to us to see if we can help.



STEP SEVEN:

Choose to add a Legacy Noticeboard Planter

Add a finishing touch by complementing your display with a co-ordinated Legacy Noticeboard Planter. Also available with a self-watering option.



Luxe

Noticeboards



Our Luxe Noticeboard range offers you a sleek and hardwearing display that is fully customisable to meet all of your needs.

Luxe Aluminium Noticeboards are a slim, elegant, compact design and are incredibly durable; they are weather resistant with added vandal resistant features, such as a tamperproof lock and vandal resistant glazing, providing your displayed documents with lasting protection.

Our Luxe Noticeboards include a galvanised steel magnetic backing offering you a durable and low maintenance way to display your notices without the need for pins.

As well as being extremely versatile with a range of customisable options, the Luxe Noticeboard can be configured to showcase anything from a 2 x A4 display up to an 18 x A4 display, with wall or post mounted options available for each size.

Please call or email us for more details.

Single Door Noticeboard

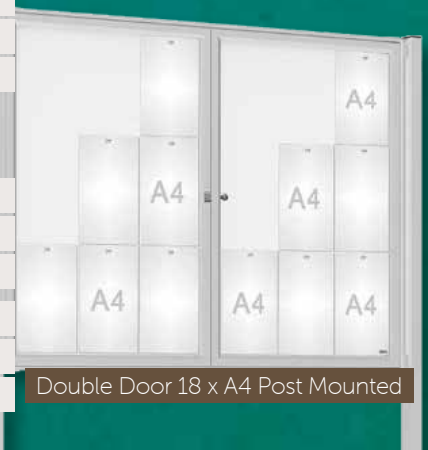
Capacity:	2 x A4
Wall Mounted (mm):	550 x 75 x 400 (WDH)
Post Mounted (mm):	550 x 75 x 2600 (WDH)
Capacity:	4 x A4
Wall Mounted (mm):	550 x 75 x 750 (WDH)
Post Mounted (mm):	550 x 75 x 2600 (WDH)
Capacity:	6 x A4
Wall Mounted (mm):	750 x 75 x 750 (WDH)
Post Mounted (mm):	750 x 75 x 2600 (WDH)
Capacity:	8 x A4
Wall Mounted (mm):	980 x 75 x 830 (WDH)
Post Mounted (mm):	980 x 75 x 2600 (WDH)
Capacity:	9 x A4
Wall Mounted (mm):	750 x 75 x 1050 (WDH)
Post Mounted (mm):	750 x 75 x 2600 (WDH)



Single Door 4 x A4 Wall Mounted

Double Door Noticeboard

Capacity:	8 x A4
Wall Mounted (mm):	1200 x 75 x 750 (WDH)
Post Mounted (mm):	1200 x 75 x 2600 (WDH)
Capacity:	18 x A4
Wall Mounted (mm):	1400 x 75 x 1050 (WDH)
Post Mounted (mm):	1400 x 75 x 2600 (WDH)



Double Door 18 x A4 Post Mounted

Bespoke Options

As well as offering a great combination of style and security, our Luxe Noticeboard also has a number of customisable options, allowing you to create the perfect solution to display your notices and provide information for your local area.

Customisable options:

STEP ONE: Choose the size

Available from 2 x A4 display up to 18 x A4 display with the option of having a side opening reversible door or a dual door.



STEP TWO: Choose your fixings

Your Luxe Noticeboard can be either wall or post mounted. If you choose post mounted, the posts can either be installed directly into the ground, or secured with our surface fixing kit.

STEP THREE: Choose your colour

Luxe noticeboards are available in a range of colours, so whether you want a classic silver or black finish, or a more vibrant blue, red or green, you can choose the perfect colour combination for your area.



STEP FOUR: Choose your header design

Personalise your noticeboard with a choice of 3 different header designs. Choose from either a traditional rectangular design, or a more contemporary dome or wave shaped header.




STEP FIVE: Choose your signwriting

You can choose to add signwriting to the header to showcase your area, organisation, site, or building by simply supplying us with any artwork you would like.



STEP SIX: Choose your lighting

You can choose to add an LED lighting kit to your noticeboard for an energy efficient way to display your notices day or night! External power source required.



STEP SEVEN: Choose to add a Luxe Noticeboard Planter

Complete your display by adding a co-ordinating Luxe Noticeboard Planter, to bring greenery and vibrancy to your noticeboard. Available in a range of finishes and sizes.



We also offer bespoke metal noticeboards alongside our standard customisable range, simply contact us with your requirements to find out more.

Park Benches

Western Park

This beautifully constructed, traditional designed hardwood bench is manufactured from environmentally friendly sourced hardwood. It is hardwearing and will complement any environment. An ideal park bench or urban seating solution.

- Two and three seater options
- Expertly crafted in the UK to the highest standards
- Pressure treated wood for durability and reduced maintenance
- Ground fixing kit available, please contact us for details



Western Park 1.2m	Size (mm):	1240 x 700 x 900 (LWH)
Western Park 1.5m	Size (mm):	1540 x 700 x 900 (LWH)



gecoPlas Recycled Benches

Our gecoPlas Benches offer you a fantastic eco-friendly seating solution, perfect for any space.

Made from 100% high grade recycled plastic the gecoPlas range helps reduce waste plastic pollution while offering you a premium quality bench that will last a lifetime.

Fully weather resistant, the hardwearing gecoPlas Benches require zero maintenance and will never rot,

splinter or develop any cracks, no matter the weather conditions.

The gecoPlas range is constructed using wirox coated screws and BZP bolts to ensure a robust long life, which is backed up by our 25-year guarantee.

All of our gecoPlas benches have the option to add a floor fixing kit and can be personalised with a memorial plaque or commemorative engraving.



Sizes available: 1200mm, 1500mm, 1800mm (L)
Bench Dimensions: 630mm x 950mm (W x H)

The Highbarn Bench

A very popular design that offers the appearance of timber with all the benefits of 100% recycled plastic. Simple to maintain, and weather and rot resistant. The Highbarn bench offers a sustainable option that will complement any area.

Seating 2-4 people, The Highbarn features a curved seat and armrest to maximise comfort and support.

Designed to be extremely durable and hardwearing, The Highbarn can be simply cleaned with a towel or cloth and will not absorb any surface water thanks to the eco-friendly materials used in its production.

Colour Options Available



Sizes available: 1200mm, 1500mm, 2000mm (L)
Bench Dimensions: 580mm x 890mm (W x H)

The Lincomb Bench

The Lincomb combines a classic design with an eco-friendly recycled plastic seat and support slats, providing a sturdy seating option that can comfortably accommodate up to 5 people.

Completely weather resistant, The Lincomb requires no ongoing maintenance, painting or staining, making it the perfect seating solution for any area.

Manufactured using 100% recycled plastic, The Lincomb is an eco-friendly, hardwearing choice that will continue to look great for many years.

Colour Options Available



Sizes available: 1200mm, 1400mm (L)
Bench Dimensions: 640mm x 830mm (W x H)

The Sandale Bench

The Sandale Bench has a traditional timber appearance alongside a fantastic ergonomic design. The arched legs combined with wide back supports combine style and comfort, offering a relaxed seating position.

Made from 100% recycled plastic, The Sandale can withstand all the elements, requires zero maintenance, and will never rot or splinter.

The robust, graffiti resistant construction offers the perfect hardwearing, sustainable seating solution for any street scene, green space, park, holiday park or picnic area.

Colour Options Available

Traditional Picnic Benches

Our sturdy picnic benches are made in the UK, using timber from well managed forests. By using a pressure treatment with a rich solvent-free stain, the benches keep looking their best for longer.

All these benches can be permanently fixed down with our ground-fixing kit. Please contact us for further details.

Lockington

- Traditional picnic bench for six people
- Fold-up seats, to keep them clean and dry
- All fixtures are zinc plated to prevent corrosion

Size (mm): 1800 x 1390 x 740 (LWH)



Bonington

- Comfortably seats eight people
- Heaviest timber sections of all our benches
- Double bar stretcher for maximum strength

Size (mm): 1830 x 1640 x 730 (LWH)



Smalley Square

- Exceptionally large, heavy duty picnic table
- Comfortably seats eight adults
- Ideal for pubs and campsites

Size (mm): 2310 x 2310 x 740 (LWH)



Our gecoPlas picnic tables and benches are made from 100% high quality recycled plastic, making them environmentally friendly and helping to reduce waste plastic pollution. They are highly durable and require zero maintenance.

The gecoPlas range can withstand all weather conditions, will never splinter or rot, and comes with a 25-year guarantee. The recycled plastic construction is also more hygienic


than other materials; it can be easily wiped down or disinfected and won't develop cracks from weathering.

Made from high quality recycled plastic and constructed using stainless steel fixings, wirox screws and BZP bolts to ensure a robust long life.

gecoPlas

Recycled

Picnic Benches



Disabled Access

Newstead Picnic Table

The Newstead Picnic Table is constructed using a traditional A-frame design but is manufactured from contemporary, sustainable recycled plastic. The Newstead can be left outside all year round. It requires no maintenance, paints or preservatives and will continue to look fantastic year after year.

This classic design offers the perfect sustainable seating solution for any street scene, park, holiday park or picnic area. Also available with an extended table allowing for wheelchair access.

Sizes available:	1500mm, 2000mm (L)
Table Dimensions:	1365mm x 755mm (W x H)

Colour Options Available



Eaton Picnic Set

The clean straight lines of the Eaton Picnic Set are a statement in style and simplicity. Its minimalist design will fit perfectly into any urban setting. Available as a set or individually the Eaton is a modern, contemporary option for your space.

Seat Dimensions:	1500mm x 400mm x 450mm (LWH)
Table Dimensions:	1500mm x 670mm x 750mm (LWH)

Available Individually or as a Picnic Set Colour Options Available



Also Available

Gibbs Picnic Table

The Gibbs Picnic Table is the largest in the gecoPlas range, comfortably seating up to 8 people. With its simple yet contemporary design, the Gibbs Picnic table is a great choice for areas that have space for people to socialise and enjoy food and drinks.

With all the benefits of the gecoPlas range, the durable recycled plastic construction will withstand years of use and offers a more hygienic option compared to other materials. The surface won't crack or rot and it can be easily wiped down or disinfected.

Table Dimensions:	1880mm x 1880mm x 750mm (LWH)
-------------------	-------------------------------

Colour Options Available

Legacy Litter Bins

The Legacy range of litter bins combines long lasting hardwood with a removable galvanised steel liner.

a coordinated scheme which brings warmth and natural character.

These bins are made from Iroko, which is incredibly durable and needs little ongoing maintenance. It is the perfect match for our Legacy planters, offering you

Features lockable doors with a full length stainless steel hinge. Comes without signage as standard. We offer a range of ashtray and recycling logo options, please talk to us about your requirements.



	Size (mm)	Capacity
Standard Single:	540 x 540 x 945 (LWH)	98l
Standard Double:	1000 x 540 x 945 (LWH)	196l



Also available to suit narrow pathways:



	Size (mm)	Capacity
Slimline Single:	540 x 315 x 945 (LWH)	60l
Slimline Double:	1000 x 315 x 945 (LWH)	120l



Legacy Litter Bins



We also offer a full range of open top litter bins, with slatted designs.

They each have a galvanised steel liner with handle and the base is pre-drilled for ground fixing.

Available in two materials which both offer a long service life - Iroko hardwood or our environmentally friendly gecoPlas recycled plastic.



	Size (mm)	Capacity
Slatted Circle:	381 x 686 (WxH)	56l
Slatted Square:	457 x 686 (WxH)	112l



Clean City Litter Bin

The Clean City litter bin is good all-rounder: sturdy, smart and quick to empty. It comes complete with a removable galvanised steel liner, self-locking slam lock and full length stainless steel rod hinges as standard.

Available with or without the ashtray top or logo options shown in the photo.

Size (mm)	Capacity
530 x 530 x 950	112l

Other variations available on request



Size (mm)	1520 x 970 x 775 (LWH)
Capacity	400l

Available in all our colours. See page 4

Extra Large Grit Bin

Our 400 litre grit bin is built to resist whatever the elements throw at it. Due to its sloping lid it collects less rainwater and leaves. It is incredibly strong due to box sections around the lid, meaning it closes perfectly without distortion and will not topple over. It can be moved easily using the forklift runners. We can make bespoke grit bins, moulded in the colour of your choice, with space for your logo or an advert.

Benefits:

- A robust hinge for long service life and protection of the grit or salt.
- Ideal for roadside storage, car parks and company premises.
- Space for your logo or brand.
- Solid body colour which will not discolour or deteriorate makes it resistant to scuffs and marks.
- The lid's moulded hasp makes it quick to secure with a padlock and resistant to corrosion.



DropPit Bins



The tray is easily removed, emptied and replaced.

Keep your premises free of unsightly cigarette ends with the innovative new DropPit. The discreet design is installed at ground level in outdoor smoking areas, so that cigarette ends and chewing gum can be dropped straight into the lockable grid, to collect in the tray below.

Any litter that escapes can simply be swept into the tray before emptying, saving time and effort.

The clever design is made of robust, corrosion resistant galvanised steel. Both the tray and the base feature a perforated bottom for effective drainage of water.



An optional instruction tile is available.

DropPit Classic

The DropPit Classic saves valuable time thanks to the large capacity tray, which means it needs emptying less frequently.

It holds an estimated 2,400 cigarette ends.



Size in (mm) 300 x 300 x 180 (LWH)

DropPit Junior

The DropPit Junior is a cost-effective model which gives you all the benefits of the DropPit Classic, with a smaller tray.

It holds an estimated 1,500 cigarette ends.



The optional back plate can be branded with your company logo or message.



Size in (mm) 300 x 300 x 120 (LWH)

35

Recycled Bollards

Our hard-working gecoPlas bollards are the ideal choice for durability. We offer three different diameters based on your needs, from 140 mm to 200 mm.

These recycled plastic bollards last five times longer than softwood bollards and need no yearly treatment or maintenance. Ideal for marking out paths, parking areas and restricting access width. Reduce the cost of restoring verges by blocking and directing traffic.

Cogent Bollard

- Premium choice with a commanding 200 mm diameter
- Choice of two colours: brown and dark grey
- Optional co-ordinating ground plates to create a smart and sturdy appearance.

Bollard size (mm):	200 x 1500 (diameter x height)
Ground plate size (mm):	500 x 3 (diameter x height)



Mondo Bollard

- Strong 150 mm diameter
- Available with or without reflective tape
- Choice of two colours: brown and dark grey

Bollard size (mm):	150 x 1500 (diameter x height)
--------------------	--------------------------------



Jazz Bollard

- Practical 140 mm bollard at an economical price
- Optional reflective tape available
- Ideal for car parks or marking out pedestrian areas

Bollard size (mm):	140 x 140 x 1400 (LWH)
--------------------	------------------------



Our range of wooden bollards sets the standard for combining attractive looks and low maintenance. Hardwood timber needs very little ongoing care compared to softwood. It is a naturally strong material and stays strong through the tough UK winters.

Our fully equipped workshop can make bollards to your exact needs. Different timbers, sizes, tops, engraved text or unusual finishes are all possible. Talk to us about your project, to see how we can help you to turn your plans into reality.

Hardwood Bollards

Conga Bollard



Standard size (mm):	100 x 1500 (diameter x height)
Larger size (mm):	150 x 1500 (diameter x height)

Jive Bollard



Standard size (mm):	100 x 100 x 1500 (WDH)
Larger size (mm):	150 x 150 x 1500 (WDH)

An extended height option of 1700 mm is also available as standard for both bollards.



Also available... Waymarkers

Parish Waymarker posts are a cost effective and efficient way to give directions from the beginning to the end of any trail or footpath. Letters of your choice can be added onto our Waymarkers to guide walkers and cyclists onto the right trail or route.



Litterpicker family

The Litter Picker

The Litterpicker is tough, dependable and the world's #1 selling litter clearance hand tool.

Originating back in the 1950's, the Litterpicker has evolved over the years to become what it is today – comfortable, effective pick-up, easy to use whatever the weather or environment. Now with reflective properties, you can be seen in poor light, ensuring you are safer whether by the roadside or not.

The 85cm (33") length is designed with the optimum distance in mind for an adult to pick up litter off the floor, preventing any over-stretching or bending. It has a comfortable handle to support the user, no matter how long they are litter picking.



The Handi Hoop

The Litterpicker's best friend, the Handihoop bag opener is the tool to have if you are carrying out a clean-up – wherever you are.

The simple and lightweight hoop is easy to use, comfy to carry, and just makes any type of litter collection so much easier. Whether a volunteer, street cleansing operative, janitorial, school or landscaper, a bin bag is never going to stay open by itself. With the Handihoop, you have five robust yellow clips – visible against the standard black bin bag – which tuck into place around the bag, and a foam handle to support your grip whilst out and about.

- 37cm (14.5 inch) aperture
- 5 clip-system with a simple 'clip and close' action
- Fits any standard bag



The Graptor

Especially designed for children and bringing litterpicking to life, the Graptor litterpicker has dinosaur, or Raptor, imagery as part of the design.

The child-sized length also makes the clean-up safer, as it is more comfortable and less likely to lead to children picking up litter with their hands.

- 68 cm (27") length for ease and safety of use.
- Vivid design to capture children's imaginations



The Ranger

Rugged and durable, this lightweight litterpicker is the ultimate design for the toughest jobs.

Available with a straight or curved handle, you can choose the Ranger style to suit your needs. The one-piece unit is the simplest of our designs, yet the technology provides you with a comfortable handle, a wide jaw opening for larger items, and reflective elements to keep you visible if operating in poor light. The bright orange jaws have flexible traction to guarantee a brilliant pick up, from glass bottles to cigarette butts.

- 87cm (35") length to optimise user's reach when picking up litter
- Ranger Recycle Kit allows you to replace jaw ends and increase product lifecycle by 300%!



The Streetmaster

The Streetmaster is a versatile tool, popular with volunteer groups, local authorities and in the janitorial market. It is available in three different lengths, so you can choose the one best suited to you. The standard length is 82cm, with longer 93cm and 180cm (6 foot) options.





GORDON
ELLIS
& CO

Thank You.

Contact us

For more information on what we can do for you, please don't hesitate to contact us on:

T: 01332 856039

E: info@geviews.co.uk

Visit us online



Visit us for all the latest news at
www.geviews.co.uk





**GORDON
ELLIS**
& CO



geViews

GORDON ELLIS & CO
TRENT LANE
CASTLE DONINGTON
DERBY
DE74 2AT UK

E: INFO@GEVIEWS.CO.UK
T: 01332 856 039
F: 01332 850 830



Manufacturing Excellence
since 1863



Support British Business
Buy British products



FM 522733



TRADE ASSOCIATION MEMBER

All measurements and colours are approximate. We reserve the right to make alterations and improvements to our product range without notification - please contact us for the latest product information.