



6+



35



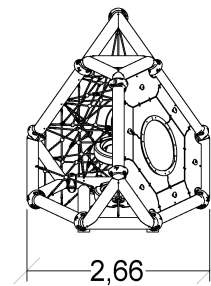
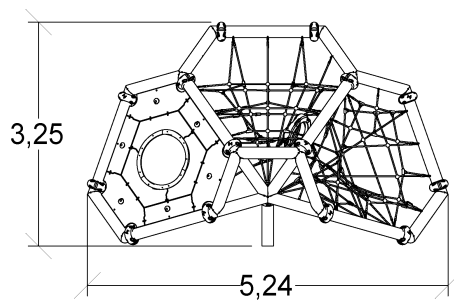
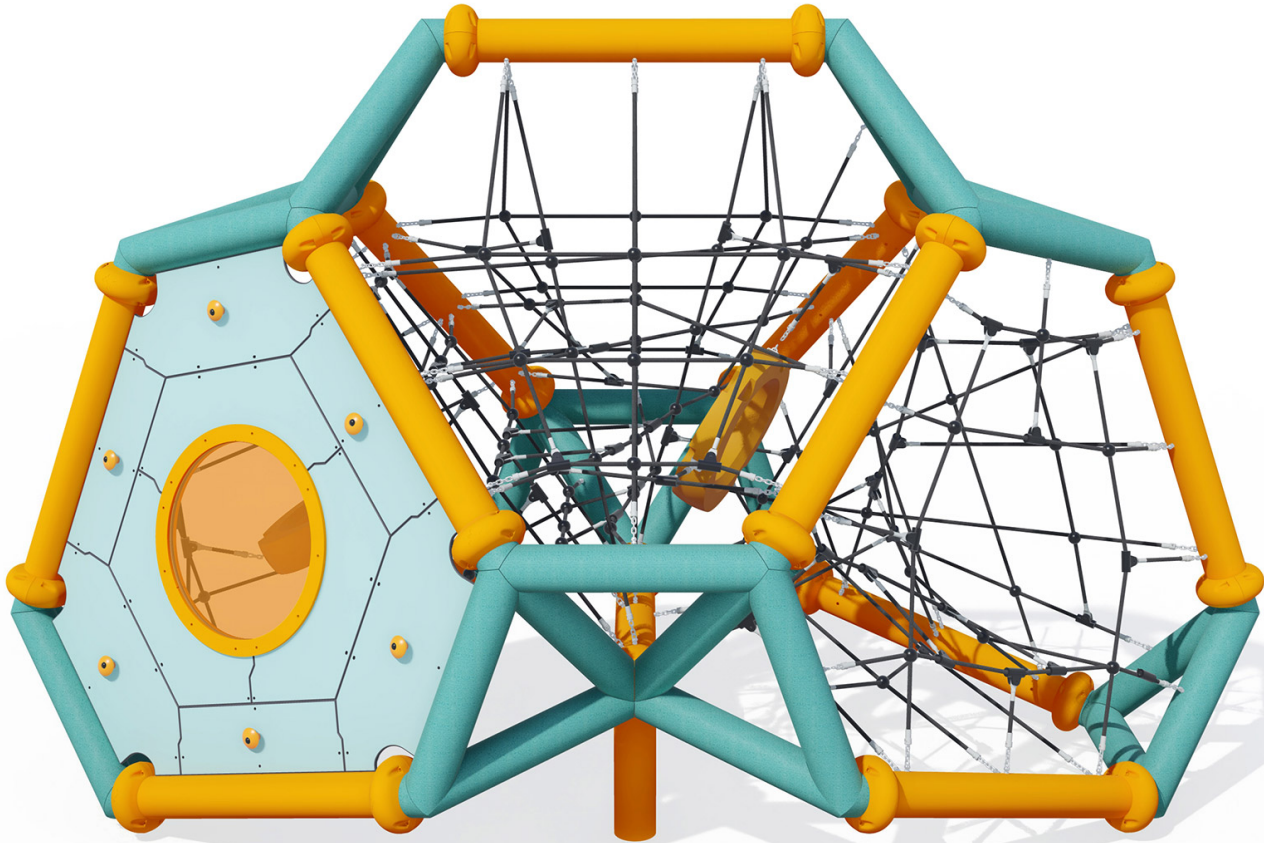

2,5m



1 = 5,24m
2 = 2,66m
3 = 3,25m



Physical inclusion
Sensory inclusion
Cognitive inclusion



Play value :

23

climbing



x1

role play



x1

meeting



x1

resting



x1

crawling



x5

hiding



x1

visual stimulation



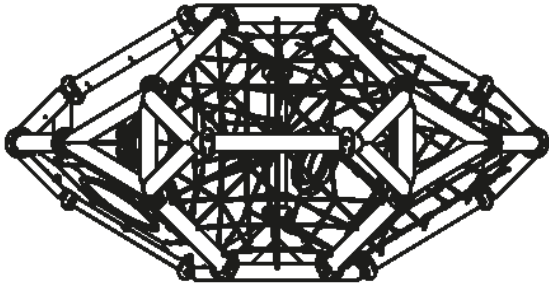
x1

climbing



x12



Components

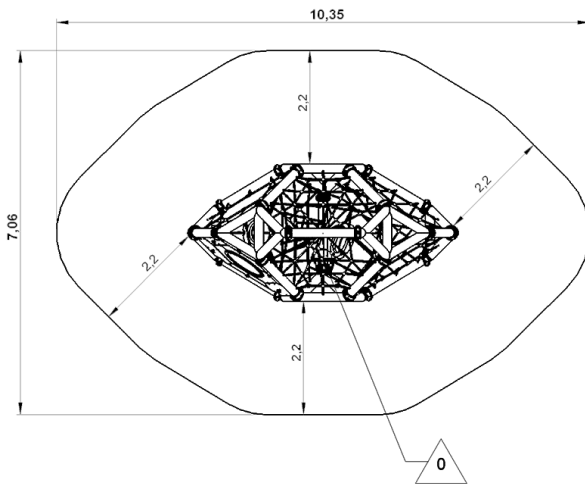




- ① Structure Kairn 6101
- ② Filet Tetra Kairn
- ③ Filet 2 bouées Kairn
- ④ Filet ouverture Kairn
- ⑤ Filet fermeture Kairn
- ⑥ Panneaux hublot Kairn
- ⑦ Filet 1 bouée Kairn

Installation of equipment

IMPORTANT: It is essential to refer to the installation instructions for information on the size of the safety areas.

-  Impact area (minimum normative surface)
-  Free space



| | |
|---|---|
|  |  |
| 1 | 2,5m |
| | 54m ² |



2



0m³



54m²



940kg



63kg



EN
1176

Environmental Indicators

Repairability



/10

Carbon footprint



3,64 KgCO₂/Kg

Recyclable materials



75,00%

ECO materials: 38%

Recycled materials



38,89%

Bio-sourced materials



0,00%