



0.5+



28



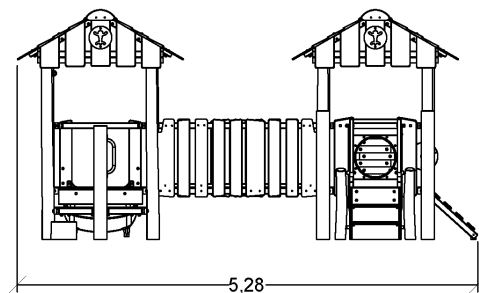
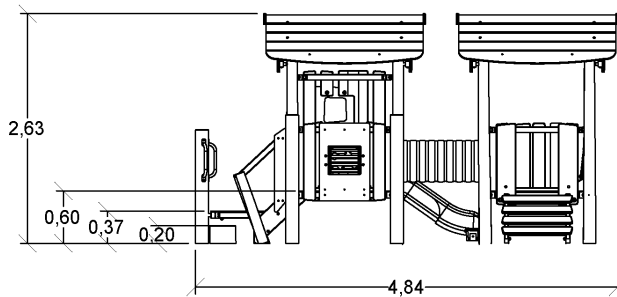
1m














1 = 5,28m
2 = 4,84m
3 = 2,63m



Physical inclusion
Sensory inclusion
Cognitive inclusion





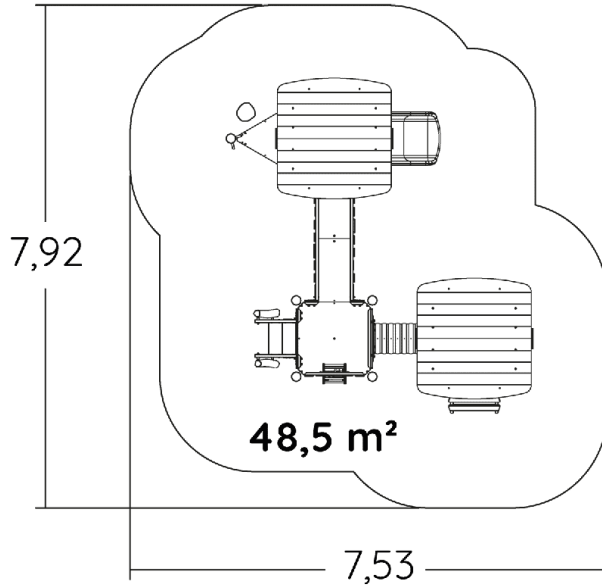
Play value : **17**

role play	sliding	meeting	handling	crawling	taking shelter	sound stimulation	tactile stimulation
 x1	 x1	 x2	 x1	 x1	 x2	 x1	 x1
visual stimulation	climbing	getting across					
 x1	 x4	 x2					

Installation of equipment

IMPORTANT: It is essential to refer to the installation instructions for information on the size of the safety areas.

-  Impact area (minimum normative surface)
-  Free space



1	1m	48,5m ²
---	----	--------------------



0



0m³



48.5m²



1048kg



54kg

EN
1176

Environmental Indicators

Repairability



/10

Carbon footprint



3,91 KgCO₂/Kg

Recyclable materials



88,41%

ECO materials: 56%

Recycled materials



56,52%

Bio-sourced materials



0,00%