



# COLOURS AND FINISHES


## FERRO\*




After the curing period, the surface is shot-blasted, allowing aggregates to appear. This finish allows a light roughness to the surface.




00050 - 300



00003 - 318



00012 - 390




00054 - 319

## FINO\*



After the curing period, the hard layer at the surface is grinded away with diamond grinders to expose the aggregates. This finish creates an even surface.



00050 - 300



00003 - 318



00012 - 390




00054 - 319


## FINERRO\*



After the curing period, the hard layer at the surface is grinded away with diamond grinders to expose the aggregates with diamond grinders. Afterwards the surface is shot-blasted. This finish creates a matte, slightly rough structure.



00050 - 300



00003 - 318



00012 - 390



00054 - 319

\* Indicative sample | Subject to colour and structure variations.