

## SlideGuard Pro

### Description

SlideGuard Pro is an automatic cantilever sliding gate accredited by LPS 1175: Issue 8. The gate will meet the security accreditation of the chosen infill fence, including LPS 1175 A1 and B3.

Barkers have developed 2 versions which will seamlessly match any Barkers LPS 1175 certified fence:

- SlideGuard Pro SL1 with SecureGuard SR1 or Twinguard SL1 infill meets LPS 1175 A1 (previously SR1)
- SlideGuard Pro SL2 with StronGuard SL2 meets LPS 1175B3 (previously SR2) or with SecureGuard SL2X infill meets LPS 1175 B3 (previously SR2).

Operated and controlled by a motor and gearbox for smooth and consistent motion. Slowing down to the end of the operation in each direction for a soft close.

With a range of anti-cut and anti-tampering features, each variant has been carefully designed to resist attack to the desired threat level. Ideal for industrial, data centres, utilities, vaccine and biochemical facilities, military and critical infrastructure.

As a safety precaution, dual height photocells, CAT 3 safety edges and an emergency stop button are fitted as standard. Together, these safety devices reduce the risk of entrapments, crushing and shearing, ensuring compliance with British Standards. In the event of a power cut or fault, the gate can be manually operated. SlideGuard Pro is delivered assembled on a hi-ab ready for installation.

### Key Features

- Versions accredited to LPS 1175 A1, B3 & C1
- Motor and gearbox ensure smooth and reliable operation
- 100% duty rated
- Dual height photocells, CAT 3 safety edges and an emergency stop button fitted as standard
- Galvanized mild steel for long lasting performance
- Pre assembled to latest safety standards

### Accreditations



## Description

Trackless Cantilever Sliding Gate

### Material

Mild steel, hot dip galvanized and powder coated

### Power

240 Volt Single Phase 50Hz, recommended with either a 10A MCB or a 300mA RCD Type C breaker.

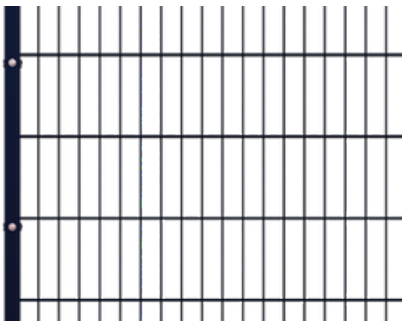
**Standard Foundations (mm)** Catch post: 600 x 500 x 600 Rear support roller: 400-700 x 350 x 475 Drive Tower Plinth: 600 x 1500-4500 x 955

This may vary depending on gate size, infill and ground conditions.

**See dimensions for each gate below**

## Security Ratings and Infill Options

### SlideGuard Pro SL1



**TwinGuard SL1** Twinwire 868 mesh

**SecureGuard SL1**


358 mesh

Certified to LPS 1175 A1 (previously SR1)

Prevents access to attackers using bodily force and basic tools for over 60 seconds

Max Width: 10 metres at 2.4m high  
8 metres at 3.0m high

### SlideGuard Pro SL2




**StronGuard SL2** Palisade

Certified to LPS 1175 B3 (previously SR2)

Prevents intrusion for more than three minutes by an experienced attacker with tools of a higher mechanical advantage. Max Width:

7.5metres at 2.4m high

6.5 metres at 3.0m high



**SecureGuard SL2X** 358 mesh with 10mm vertical wires

Certified to LPS 1175 B3 (previously SR2)

Prevents intrusion for more than three minutes by an experienced attacker with tools of a higher mechanical advantage.

Max Width: 10 metres at 2.4m high

8 metres at 3.0m high