

NOTES:

- All dimensions in mm
- All measurements ± 1mm

Headwall Installation

Units should be bedded on minimum 150mm thick well compacted Class 6N or 6K* well graded granular material with a 50mm topping of fine material (Class 6L*) to ensure units are level and stable.

*Manual of contract documents for Highway Works: Volume (MCHW1) specification for Highway Works, Series 600 (Nov 09).

Handling

- A. Weight of concrete is based on 2.4 tonne/m³+5% is recommended for sizing lifting equipment.
- B. All lifting points shall be used as specified below - Anchor points 7 loops
- C. Unit to be lifted as per lifting diagram

Concrete

- A. Mix ref: Self-compacting DC4/DS4 Mix
- B. Lifting strength based on 2 cubes = 20N/mm²
- C. Characteristic 28 day cube strength = 50N/mm²
- D. Concrete provides Design Chemical Class 4 (DC4) to special Digest 1, Table F2.

Reinforcement

- E. Durus S500 48mm Macro / Embossed Monofilament Modified PP

Manufacture

- A. Manufacture to BS EN 15258:2008 precast concrete products - Retaining wall elements, Factory Production Control certificate number: 0086-CPR-650448 & BS EN 13369
- B. Tolerances to BS EN 13369 clause 4.3.1.1

Finishing:

Class	Top	Sides	Base	Rear of back wall
	A	A	A	Self - Levelled

- D. Marking: Units shall be indelibly marked to show:

- Mould reference code
- De-mould date
- Job reference number & unique product number
- Unit weight (kg)

Design

- A. Concrete design to EC2
- B. Althon have designed the concrete units only, the site conditions should be assessed for suitability by the scheme designer
- C. Units are designed to withstand a vertical live load surcharge of 10kN/m²
- D. Weight of soil = 18kN/m³
- E. Angle of internal friction = 30 Deg.
- F. Design Life: >120 years

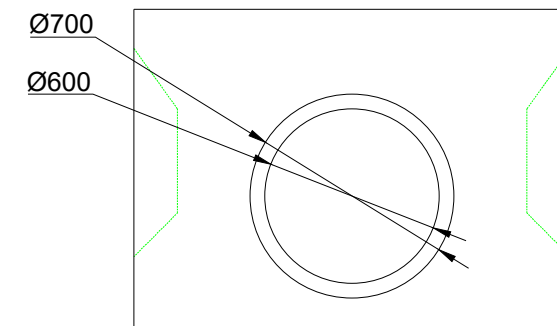
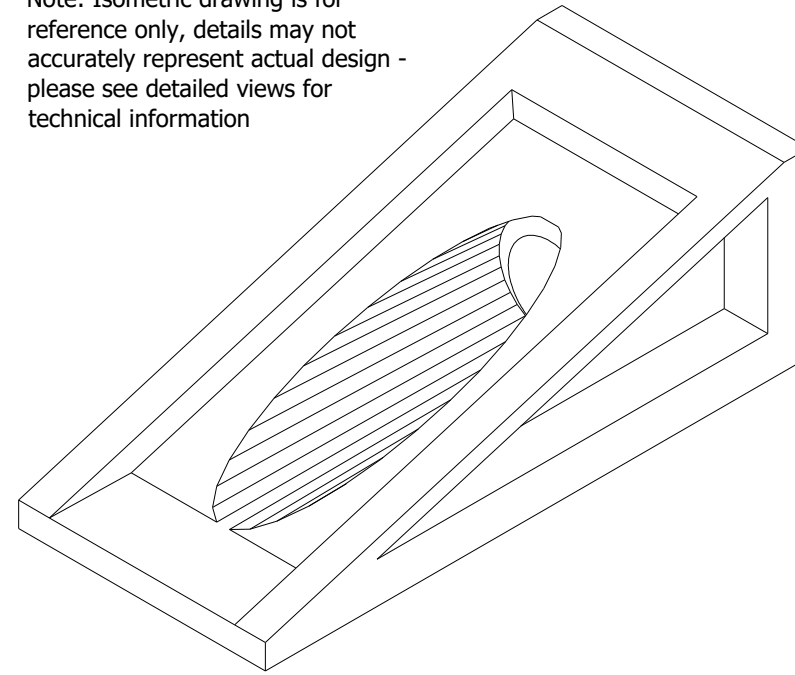
*For products installed in aggressive environments, bitumen coating can be requested at additional cost

Exposure Classification	Exposure induced by Carbonation	Corrosion induced by Chloride	Freeze/thaw attack	Chemical attack
All Faces	55	50	63	
All Faces	XC3/4	XD3	XF4	XA3

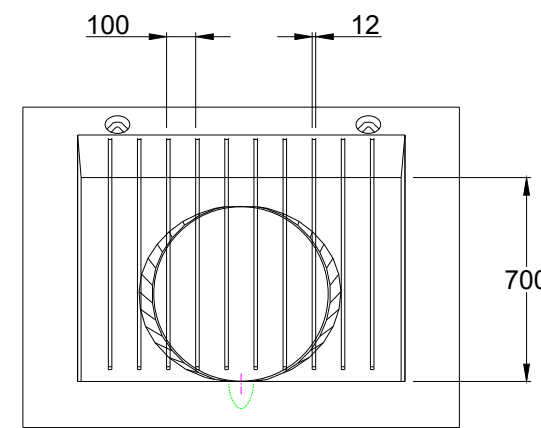
Fabrication Specification

- A. Manufacture IAW EN 1090-2 EXC CLASS 1
- B. Material grade is to be: BS EN 10025 S275
- C. Welding carried out IAW EN 1090-2 PARA 7.5.4 - 7.5.18
- D. All fillet and butt welds to have a minimum throat thickness of 6mm & joints to be fully welded where possible.
- E. Ensure vertical flats are fully welded both sides where possible.
- F. All sharp edges and burrs are to be removed.
- G. Remove all weld spatter.
- H. Holes by punching are permitted with reaming.
- I. Galvanising is carried out after fabrication to BS EN ISO 1461

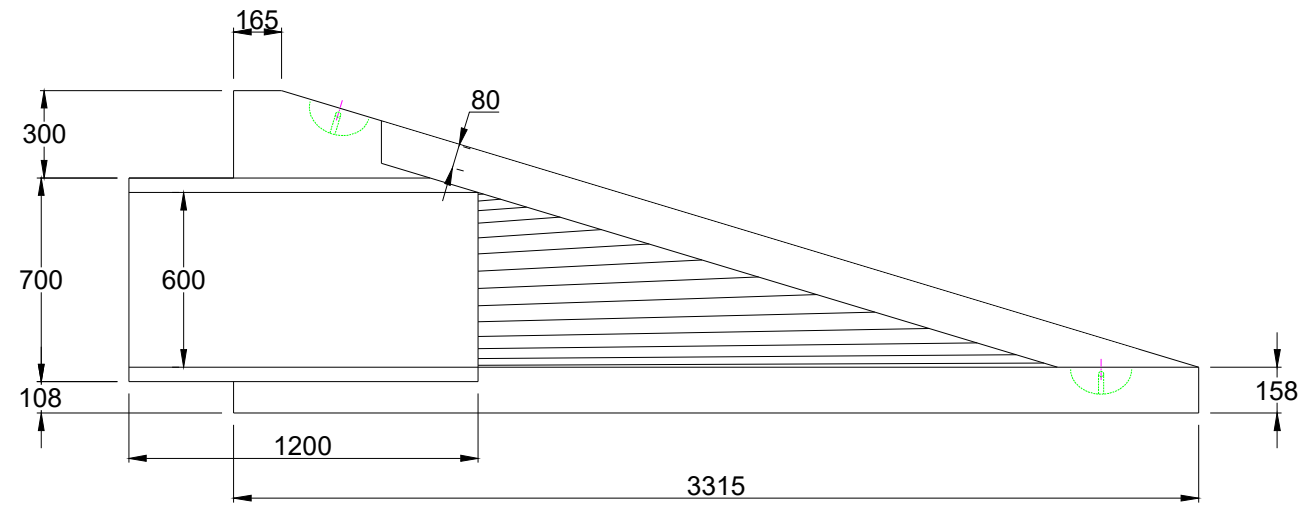
Note: Isometric drawing is for reference only, details may not accurately represent actual design - please see detailed views for technical information



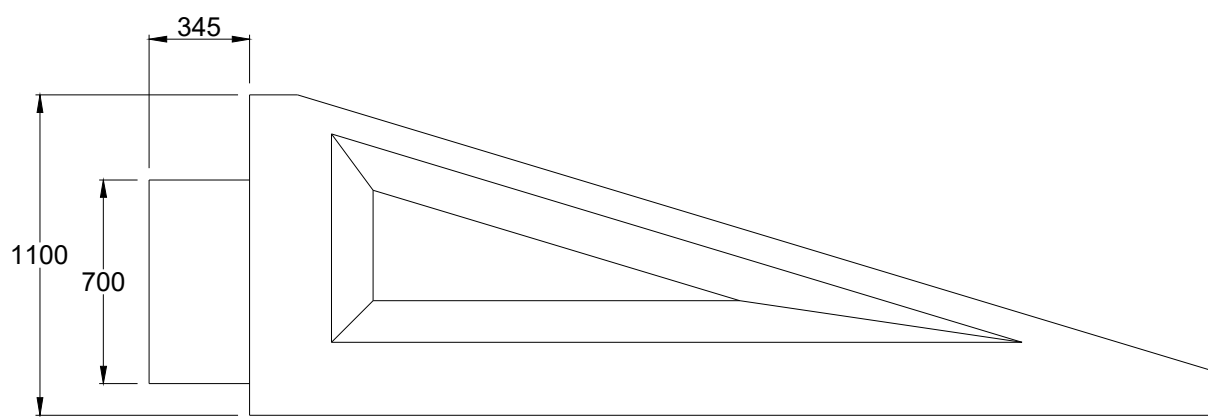
Rear View



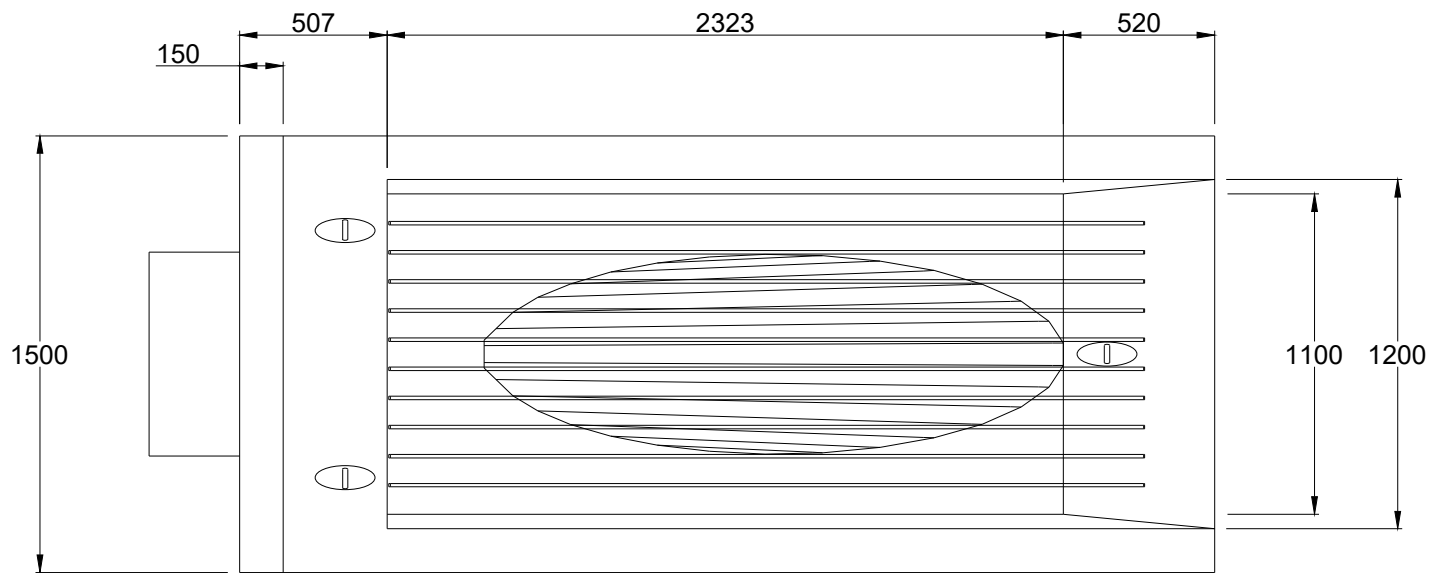
Front View



Section



Side view showing rebate in side



Plan View

DO NOT SCALE DRAWING

REV NO	DATE	DESCRIPTION
--------	------	-------------



ADDRESS: ALTHON LIMITED
VULCAN ROAD SOUTH
NORWICH
NR6 6AF

TEL: 01603 488700
FAX: 01603 488598
EMAIL: sales@althon.co.uk
WEBSITE: www.althon.co.uk

PROPRIETARY & CONFIDENTIAL

The information contained in this drawing is the sole property of Althon Limited. Any reproduction in part or as a whole without the written permission of Althon Limited is strictly prohibited.

DRAWING TITLE / PROJECT:

600 Mitred Headwall
Fixed Grating

CLIENT:

SCALE: NTS	PAPER: A3	SHEET NO: 01 OF 01	DATE: 04.11.2024
------------	-----------	--------------------	------------------

HEADWALL WEIGHT: 5090kg	TOE WEIGHT: N/A
-------------------------	-----------------

MISC WEIGHT: N/A	GRATING WEIGHT: 205kg	DRAWN BY: JW
------------------	-----------------------	--------------

DRAWING No: