



PREMIUM AMAZON ECO ENCLOSURE

High-End, Sustainable, and Secure Cycle Storage for Modern Developments

The Premium Amazon Eco Enclosure is our flagship high-spec cycle shelter, expertly engineered to balance security, sustainability, and architectural design. Purpose-built for commercial, residential, and public realm projects, this enclosure combines robust steel framing, premium hardwood cladding, and customisable features to meet the most demanding requirements. With an upgraded 80mm SHS steel frame, sapele hardwood cladding as standard, and multiple gate and locking options, it delivers exceptional durability while enhancing the visual appeal of any development. From BREEAM-compliant credentials to optional Sedum green roofing or solar integration, it's designed for projects that take both function and environmental impact seriously. Whether you require a high-security gated system, open access, or bespoke sizing, this shelter perfectly fits your project's needs.

- › **Upgrade 80mm SHS Frame:** Superior structural strength and longevity
- › **Premium Sapele Hardwood Cladding:** Durable, weather-resistant, and visually striking
- › **Customisable Dimension:** Tailored to suit any site requirements
- › **20 Cycle Spaces as Standard:** Toastrack Cycle Rack, with bespoke configurations available
- › **Wide Range of Timber Options:** FSC-certified hardwoods and softwoods
- › **Fire Retardant Treatment:** Available for enhanced safety compliance
- › **Multiple Locking Options:** Mechanical, electronic, or access control systems
- › **Sustainable Roofing Options:** Sedum green roof or solar panels for renewable energy generation
- › **Optional Laser-Cut Branding:** Cycle motifs for way-finding or corporate identity





**Standard Minimum
Width**



5200mm

**Standard Minimum
Depth**

4100mm

**Standard Minimum
Height**

2100mm



Standard dimensions - contact us for bespoke dimensions

PREMIUM AMAZON ECO ENCLOSURE

A high-spec, fully customisable cycle shelter that blends security, sustainability, and design. It has an upgraded 80mm SHS frame, premium sapele hardwood cladding, and multiple locking and roofing options, so it's ideal for commercial, residential, and public projects. With BREEAM compliance, optional sedum or solar roofing, and a 10-year warranty, it's a future-proof investment in premium cycle storage.

Customisation that Works for You

Every site is different which is why this shelter is built to adapt:

- › Minimum dimensions 5200mm (w) x 4100mm (d) x 2100mm (h), with bespoke sizes available
- › Capacity for 20 cycles using a toastrack cycle rack as standard
- › Constructed with an 80mm shs steel frame
- › Clad in premium sapele hardwood, with other timber options available
- › Choice of sedum green roof or solar panel integration
- › Breeam compliant with fsc-certified timbers available



Lead Times

4 - 6 Weeks

**For updated and expedited lead times, please contact us*

Need help with installation?

We offer a full installation service
hello@thebikestoragecompany.co.uk

FINISHING OPTIONS




Sapele



Larch



Thermopine



Canadian Red Cedar



Black Thermopine



Treated Softwood



Fire Treated



Composite Cladding



Red Western Cedar

LOCKING OPTIONS



Lock & Key



Hasp & Staple
Lock



Swing Gate
Mechanical Lock



Sliding Gate Code
Lock



Electronic Access
Control

RACKING OPTIONS



Sheffield Cycle
Stands



Toastrack Cycle
Stands



Two Tier Cycle
Rack



Gas Assisted Two
Tier Cycle Rack

Dimensions

Standard Dimension: 5200mm (w) x 4100mm (D) x 2100mm (H)

Contact us for bespoke requirements

PROJECT

Watermoor Point, Camberley

Watermoor Point is a well-established industrial estate in the heart of Surrey. Epiphany undertook a full warehouse and office refurbishment of the site. As a modern warehouse refurbishment in Camberley, targeting a Net Zero Carbon accreditation, Epiphany contacted the Bike Storage Company to provide a cycle storage solution for the site, to promote active travel intentionally. We partnered to develop a bespoke Amazon Eco Cycle Enclosure that would house over 20 cycles, including provision for E-Bike charging and accessible cycle parking.

Clad in beautiful, Sapele FSC® certified timber, the shelter provided cycle parking and sustainability. The racks used in the shelter were our popular Semi-Vertical cycle racks, which make the most of limited floor space by utilising height. This solution reduced the footprint of the enclosure while maintaining storage efficiency. Another way to increase the site's Net Zero accreditation was to include a Sedum roof in the shelter. Sedum green roofing involves using low-growing, succulent plants from the Sedum genus on rooftops. Benefits include reducing the Urban Heat Island Effect, biodiversity support and aesthetic enhancement. To ensure security and aesthetics, the enclosure's single-leaf timber-clad gate is secured with a Gatemaster mechanical code lock, ensuring that cycles are safe and secure for their stay. Integrated internal PIR lighting ensures the cycle storage is accessible but only lit when needed.



DOWNLOADS LIBRARY

For more information on our product specifications, colours and finishes view our product downloads library online.

ACHIEVE BREEAM
ACCREDITATION
BRITISH MADE
PRODUCTS



0800 246 1723

www.thebikestoragecompany.co.uk

hello@thebikestoragecompany.co.uk

107 - 108 Harbour Yard, London, SW10 0XD