



## 10 SPACE CAMBRIDGE CYCLE SHELTER

Cost-Effective & Secure Bike Storage

The 10 Space Cambridge Cycle Shelter is a highly dependable and budget-friendly bike storage solution for long-term use in various public areas, office sites, and educational institutions. Constructed with robust hot-dipped galvanised steel, this cycle shelter ensures exceptional durability and longevity, while its durable roof provides reliable protection against both theft and the elements, making it an ideal choice for outdoor environments. Importantly, this shelter does all of this without compromising on cost, making it accessible for a wide range of budgets. Fully compliant with BREEAM standards, this cycle shelter is a practical choice and a smart addition to any development that prioritises sustainability, user satisfaction, and overall commercial performance. By choosing the 10 Space Cambridge Cycle Shelter, you commit to enhancing the cycling experience while supporting eco friendly initiatives.

- › **High Security Design:** Supplied with a 10-space five hoop Toastrack, allowing secure locking through the wheel and frame.
- › **Durable Configuration:** Made from hot-dipped galvanised steel to BS EN ISO 1461:2022 standards with optional polyester coating in any RAL colour.
- › **Eco Conscious Compliance:** BREEAM compliant design to support your sustainability goals.
- › **Scalable & Customisable:** Expendable design to suit developments of any size, with options for (Swing or sliding lockable gates, 358 or twin wire mesh upgrade, & PIR solar lighting)
- › **Made in Britain:** Proudly manufactured using high-quality British materials and suppliers.
- › **Fire Retardant Version Available:** For additional safety across high-occupancy sites.
- › **Full-Service Installation:** Including nationwide delivery, layout consultation & installation.



**Standard Minimum  
Width**

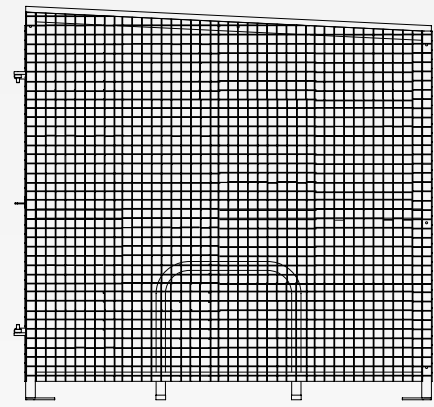
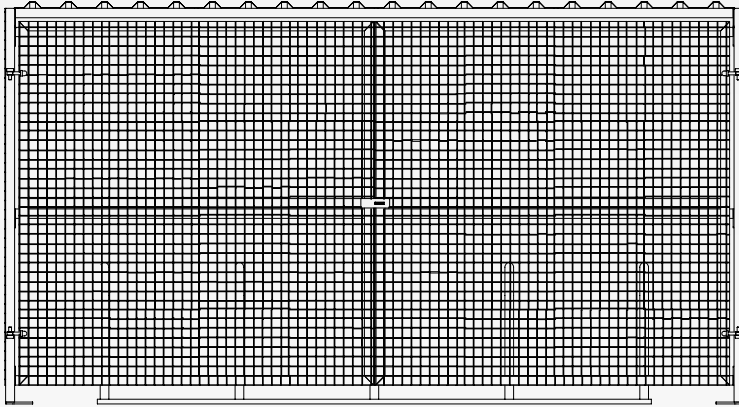
2100mm

**Standard Minimum  
Length**

4100mm

**Standard Minimum  
Height**

2100mm



Standard dimensions - contact us for bespoke requirements

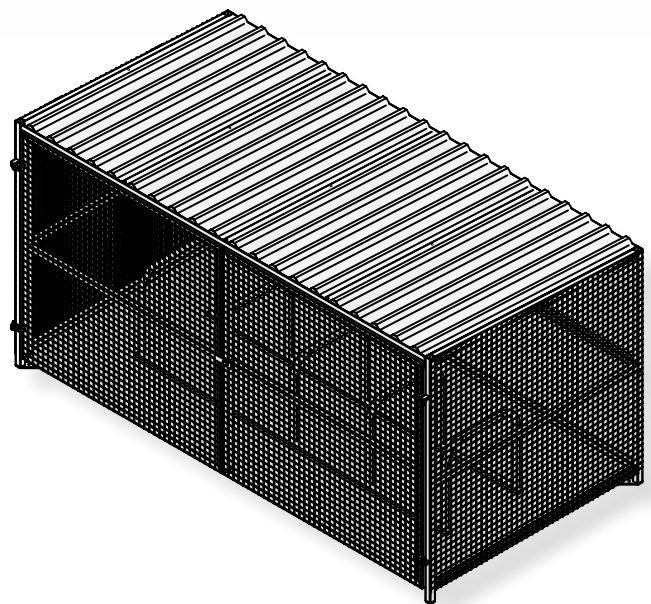
## 10 SPACE CAMBRIDGE CYCLE SHELTER

The 10 Space Cambridge Cycle Shelter offers a balance of value, durability, security and sustainability. Ideal for projects looking for convenient, affordable and secure bike storage. Manufactured in Britain from hot-dipped galvanised steel to BS EN ISO 1461:2022 standards and BREEAM compliant.

### Customisation that Works for You

Every site is different which is why this shelter is built to adapt:

- › 4100mm (W) x 2100 (D) x 2100mm (H)  
External Dimensions
- › Hot-Dipped Galvanised to BS EN ISO 1461:2022 Frame Finish
- › Plastisol corrugated sheet metal  
(optional timber/polycarbonate)
- › Toastrack 10-space (5-hoop) included as standard
- › Nationwide delivery & installation available
- › Bespoke dimensions available



### Lead Times


4 - 6 Weeks

*\*For updated and expedited lead times, please contact us*

### Need help with installation?

We offer a full installation service  
[hello@thebikestoragecompany.co.uk](mailto:hello@thebikestoragecompany.co.uk)

## FINISHING OPTIONS




### 10 Gauge Mesh

10 Gauge mesh is a durable and secure option for bike storage shelters, offering robust protection against theft and vandalism. Its strong, welded steel construction provides excellent visibility while maintaining high security. This mesh is a cost-effective, long-lasting solution designed to withstand the elements and provide peace of mind for end users.



### 358 Mesh

358 Mesh, also known as anti-climb mesh, is a high-security option for bike storage shelters designed to prevent tampering and unauthorised access. Its narrow apertures and robust steel construction make it extremely difficult to cut or climb, providing superior protection against theft and vandalism. Ideal for high-risk areas, the 358 Mesh offers excellent visibility while ensuring maximum bike security.



### Twin Wire Mesh

Twin Wire Mesh is a durable and secure option for bike storage shelters, featuring dual horizontal wires for enhanced strength and rigidity. This robust design prevents vandalism while maintaining clear visibility, making it ideal for public spaces, schools, and workplaces. With its combination of security and aesthetic appeal, Twin Wire Mesh offers a long-lasting, cost-effective solution that protects bikes from theft.

## LOCKING OPTIONS



Key Lock



Hasp & Staple  
Lock



Swing Gate  
Mechanical Code  
Lock



Sliding Gate Code  
Lock



Electronic Access  
Control

### Dimensions

Minimum Size: W 4100 x D 2100 x H 2100mm

Contact us for bespoke requirements

# DOWNLOADS LIBRARY

For more information on our product specifications, colours and finishes view our product downloads library online.

ACHIEVE BREEAM  
ACCREDITATION  
BRITISH MADE  
PRODUCTS



**0800 246 1723**

[www.thebikestoragecompany.co.uk](http://www.thebikestoragecompany.co.uk)

[hello@thebikestoragecompany.co.uk](mailto:hello@thebikestoragecompany.co.uk)

107 - 108 Harbour Yard, London, SW10 0XD