

Scilla Planter

Product Specification



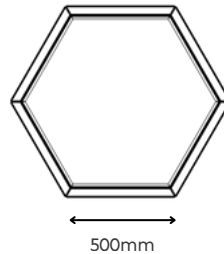
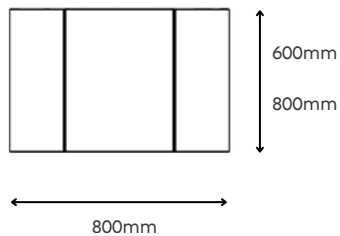
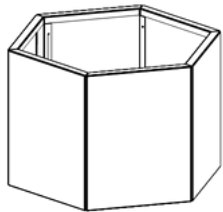
Standard dimensions:
D x H (mm)

SCP01
Ø 1000 x 600

SCP02
Ø 1000 x 800



Powder coated galvanised steel



Steel specification:

- 2mm folded PPC galvanised steel

Mounting options:

- 100mm x 100mm box section feet
- Bolt down

Standard RAL Colour selection:



Case study colours: RAL 3016 Coral Red, RAL 3014 Antique Pink



To find out more email enquiries@meristemdesign.co.uk

Turning the grey green®

Scilla Bench

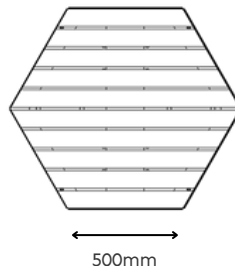
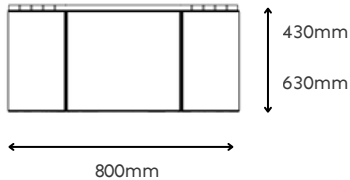
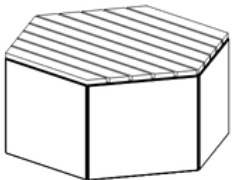
Product Specification



Powder coated galvanised steel



Sapele hardwood timber



Standard dimensions:
D x H (mm)

SCB01
Ø 1000 x 430

SCB02
Ø 1000 x 630

Steel specification:

- 2mm folded PPC galvanised steel

Timber specification:

- 30mm x 45mm PAR Sapele hardwood slats

Mounting options:

- 100mm x 100mm box section feet
- Bolt down

Standard RAL Colour selection:



Case study colours: RAL 3016 Coral Red, RAL 3014 Antique Pink



Turning the grey green®

To find out more email enquiries@meristemdesign.co.uk