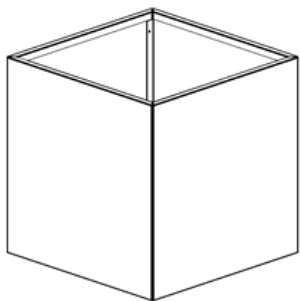


Allium Planter

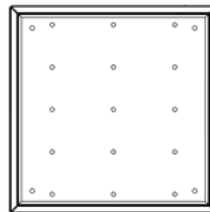
Product Specification



Powder coated galvanised steel



600mm
800mm
1000mm



600 / 800 / 1000mm



Standard dimensions:
L x W x H (mm)

ALP01
600 x 600 x 600

ALP02
800 x 800 x 800

ALP03
1000 x 1000 x 1000

Steel specification:

- 2mm folded PPC galvanised steel

Mounting options:

- 100mm x 100mm box section feet
- Bolt down

Standard RAL Colour selection:



Case study colours: RAL 1003 Signal Yellow, RAL 6027 light green RAL 5018 Turquoise Blue, RAL 4009 Clarot Violet




Turning the grey green®

To find out more email enquiries@meristemdesign.co.uk

Allium Bench


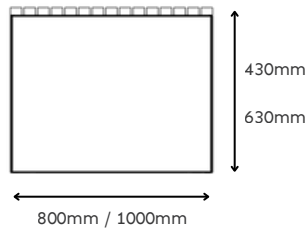
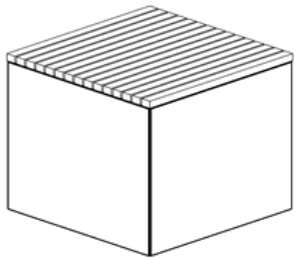
Product Specification



Powder coated galvanised steel



Sapele hardwood timber



Standard dimensions:
L x W x H (mm)

ALB01
800 x 800 x 430

ALB02
800 x 800 x 630

ALB03
1000 x 1000 x 430

ALB04
1000 x 1000 x 630

Steel specification:

- 2mm folded PPC galvanised steel

Timber specification:

- 30mm x 45mm PAR Sapele slats

Mounting options:

- 100mm x 100mm box section feet
- Bolt down

Standard RAL Colour selection:



Case study colours: RAL 7016 Anthracite Grey



RAL 6005 Moss Green



Turning the grey green®

To find out more email enquiries@meristemdesign.co.uk