

# ARTWORK GUIDELINES

## 71001 ABERDEEN SUITE

### SUPPLYING FINISHED ARTWORK IN PDF FORMAT

Aberdeen signs are based on paper A-sizes with an additional 15mm added to each side to allow for the frame. This must be added to the size of the document and not as bleed. We suggest leaving a 10mm 'safe area' on the **inside** of the 'Visible Panel Size', to allow for manufacturing tolerances. Important content should **not** be included within this margin. Any background image/colour should bleed outside of the finished artwork size by a minimum of 3mm.

Please ensure all text is outlined and all images are used are high quality and used at 300dpi. Hornbeck accepts no responsibility if low quality images are used and result in a poor finish.

### TEXT SIZE GUIDES

Text	A4/A3/A2 (pt) size	A1/A0 (pt) size
Header	**80	**120
Stand first	**27	**60
Body	**14	**22
Image captions	*12	**18
Footer info	*8	**18
Image credit	*8	**12

\*Minimum recommended Size: Hornbecks optimum sizes for smaller artwork. Do not set text smaller than this size.

\*\* Recommended Size: This is Hornbeck's recommended size to ensure text is easily legible from a minimum distance of 1.5m.

The above sizes are a guide only. It is the customers responsibility to ensure text is a legible size before submitting artwork to Hornbeck.

### SUPPLYING ARTWORK TO BE MODIFIED BY HORNBECK

For artwork that needs to be modified in any way by Hornbeck please supply one of the following.

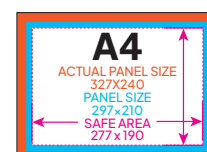
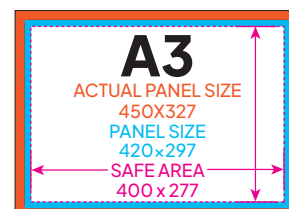
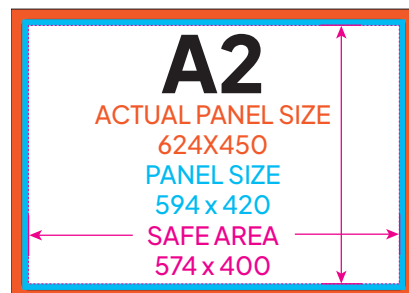
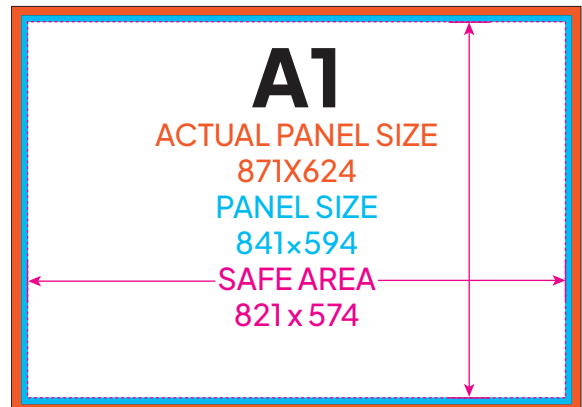
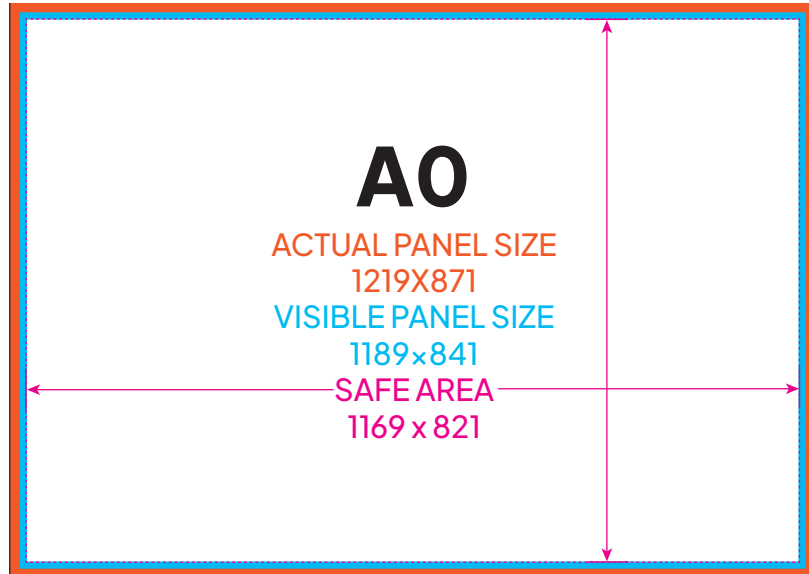
#### Option 1 - A packaged Adobe InDesign file

Please ensure all images and fonts are included in the packaged document. If Hornbeck need to source fonts to open your file, further costs will incur.

#### Option 2 - PDF only

Please ensure all images are embedded and fonts are outlined. Please note once fonts are outlined only minimal modifications can be made to the design of the panel. If you require text to be added or reformatted please supply **option 1**.

### PANEL SIZE GUIDES







# ARTWORK GUIDELINES

## ABERDEEN DISPLAY SIGN

71001A - Wall Mounted

71001B - Face Fixed

71001C - Mortice Fixed

71001D - Lectern

71001E - A-Frame



A - Wall Mounted



B - Face Fixed



C - Mortice Fixed



D - Lectern



E - A-Frame

