


PRODUCT SPECIFICATION

EYE

93001 WIRED BOLLARD

The EYE is one of the most-loved products in the Timberlab range. Due to the contemporary and slender design and the aging of the wood, the luminaire is hardly noticeable during the day, but the EYE shows its best side in the dark. With just enough light to functionally illuminate a path or access road. The luminaire is easy to connect and is quickly incorporated into its environment.



PROJECT EXAMPLES

Health club - lido



RELATED PRODUCTS

93003 BOSCO - Wired bollard



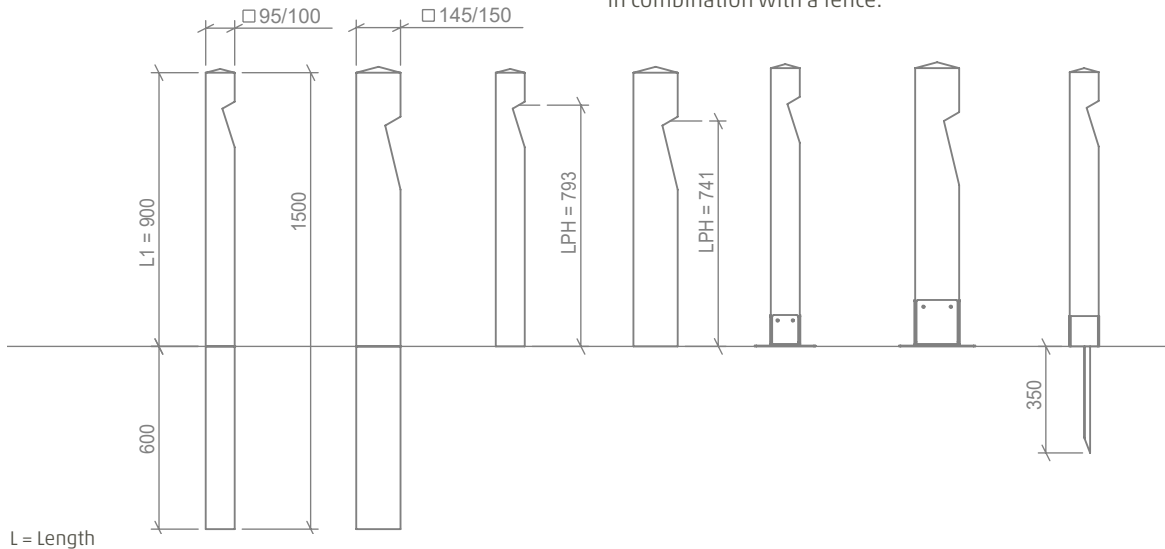
PRODUCT SPECIFICATION

SPECIFICATIONS

- **IP class:** IP54
- **Power per LED module:** 2.4 Watt
- **Lumen output per LED module:**
 - 2.200K = 109 lm
 - 2.700K = 121 lm
 - 4.000K = 153 lm
 - amber = 47 lm
- **Beam angle:** The LED module has a beam angle of 155x65 degrees.
- **Lifespan:** Every type of wood has its own.
Durability rating: More information about this can be found under "Types of wood" & "Durability". The LED module has an expected lifespan of 100,000 hours.
- **Lighting data:** Lighting data available on request.

OPTIONS

- **Thickness:** 100 or 150 mm
- **Voltage:** 230 VAC or 12-24 VAC/DC
- **Wood type:** Larch/Douglas (on base support only), Oak, Rustic Chestnut or Accoya
- **Quality mark:** FSC or PEFC
- **Accessories:** The EYE is available with or without post holder. See chapter 'post holders' for all technical data on the different post holders.
- **Light colour:** Available in 2.200, 2.700, 4.000 K and amber (593 nm).
- **Connection:** Possible with cable or without cable (1 mtr 3x 1.5 mm²). A 32 mm hole in the fixture as standard for easy passage for your ground cable.
- **Variations:** At Timberlab, every fixture is carefully produced for you. In addition to the standard options, we are happy to help create variations for your application. Think of a water point, slightly to the rear or in combination with a fence.

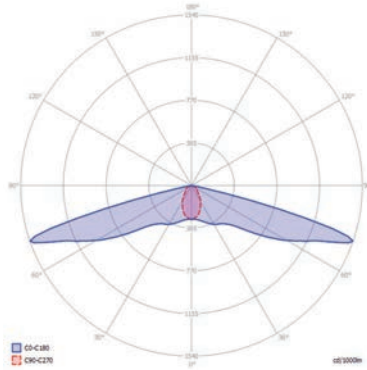


	Weight	CO2	Weight	CO2	Weight	CO2	Weight	CO2	Weight	CO2	Weight	CO2	Weight	CO2
	storage		storage		storage		storage		storage		storage		storage	
Larch/Douglas	-	-	-	-	5 kg	8 kg	12 kg	18 kg	8 kg	8 kg	16 kg	18 kg	7 kg	8 kg
Chestnut	9 kg	15 kg	21 kg	33 kg	5 kg	9 kg	12 kg	19 kg	8 kg	9 kg	16 kg	19 kg	7 kg	9 kg
Oak	12 kg	19 kg	26 kg	41 kg	7 kg	11 kg	15 kg	23 kg	10 kg	11 kg	19 kg	23 kg	9 kg	11 kg
Accoya	9 kg	14 kg	19 kg	30 kg	5 kg	8 kg	11 kg	17 kg	8 kg	8 kg	15 kg	17 kg	7 kg	8 kg



Only products indicated with the FSC® claim are FSC certified and come with our FSC-certificate number NC-COC-029615-KE. Only products indicated with the PEFC™ claim are 100% PEFC certified and come with our PEFC-certificate number NC-PEFC/COC-029615-FJ.

LEDMODULES



	TBL path light module 2.200K	TBL path light module 2.700K	TBL path light module 4.000K	TBL path light module AMBER 593 nm
Voltage (optional)	230 VAC 12-24VAC/DC	230 VAC 12-24VAC/DC	230 VAC 12-24VAC/DC	230 VAC 12-24VAC/DC
Power	2.4W*	2.4 W*	2.4W*	2.1W*
Power factor	0.36W*	0.36*	0.36*	0.34*
Lumen output	109 lm*	121 lm*	153 lm*	47 lm*
Efficiency	45 lm/W*	50 lm/W*	63 lm/W*	23 lm/W*
Light temp.	2200K 2335K*	Warm White 2700K 2654K*	Cool White 4000K 3801K*	AMBER x=0.5977 y=0.3996.*
CRI	84*	84*	72*	n.v.t.
Dimmable	on request	on request	on request	on request
Label	A+	A+	A+	B
IP grade	IP 54	IP 54	IP 54	IP 54
Beam angle	156x64	156x64*	154x65*	151x58*
Number of LEDs	1	1	1	1
Temperature range in operation	-20...+50°C	-20...+50°C	-20...+50°C	-20...+50°C
Lifespan	100.000 h	100.000 h	100.000 h	100.000 h

* Measured values