

CREATORS OF THRIVING SPACES

HORNBECK

Issue 49





CONTENTS

Hornbeck story	05
Accreditations	07
Hornbeck Projects	09
Spalding town centre, Lincolnshire	10
Alton Gateway, Hampshire	12
Polehanger Farm, Bedfordshire	14
Sleaford town centre, Lincolnshire	16
Newport Station, Gwent	18
Priors Hall Park, Northamptonshire	20
Pollok Park, Glasgow	22
Bramall Hall & Park, Stockport	24
Brent Cross Station, NW London	26
Stonehouse Court, Gloucestershire	28
Christ Church Apartments, Surrey	30
Chesil Beach, Dorset	32
King's Lynn town centre, Norfolk	34
Eastbrookend Country Park, E London	36
Windsor Town Centre, Berkshire	38
Wilder Blean, Kent	40
Domaine Evremond, Kent	42
Whittlesey town centre, Cambridgeshire	44
Langdon County Park, Essex	46
Chigwell School, Essex	48
Harlow town centre, Essex	50



HORNBECK STORY

Creators of thriving spaces

At Hornbeck, we believe that public spaces deserve more than functionality, they deserve consideration, design, and purpose.

A bench isn't just a seat. A sign isn't just information. A planter isn't just decoration. They're invitations: to pause, to explore, to connect.

We approach every project with a designer's eye and a maker's discipline, crafting to endure, elevate, and earn a place in the landscape.

Sustainability isn't a feature, it's a foundation. From responsible materials to modular thinking, we build with care for the environment and respect for the communities we serve.

From streetscapes to schools, wayfinding to lighting, we create with clarity and purpose always balancing form with function, elegance with engineering.



ACCREDITATIONS

At Hornbeck we work hard to deliver safe, sustainable and beautiful projects and are accredited to deliver every time.



Constructionline – a register for pre-qualified professionals.



SSIP – Competence in health and safety management.



FSC – Global conservation and forest management.



Sign Design Society – Focuses on industry education.



ISO9001 – A global standard for quality management.



ISO14001 – A global standard for environmental management.



HORNBECK PROJECTS

Some truly unforgettable places

Our Project Showcase - It's hard to pick a favourite, but the following pages highlight some memorable projects that are definitely high up the list!

Diverse Environments - From hospitals to parks, colleges to industrial estates, we've tackled ancient ditches, mysterious landscapes, multinational headquarters, and medieval castles. Each with unique triumphs.

Comprehensive Expertise - As consultants, strategists, designers, manufacturers, installers, and maintainers, we deliver sustainable, adaptable, and scalable results.

Quality Materials - Using quality metal, timber, and recycled plastic to create signage, furniture and lighting.



CASE STUDY: SPALDING

This busy market town in Lincolnshire has a new wayfinding using these stunning monoliths and fingerposts. The design, typography and shapes are inspired by the architectural features of Spalding and help create a very striking statement for this forward-looking destination.

Client: South Holland District Council

Considerations: Extensive study of architectural features to incorporate into the wayfinding items.

Scope: Interpretation, signage, mapping

Products: Barcelona monolith, Venice fingerpost



CASE STUDY: ALTON GATEWAY

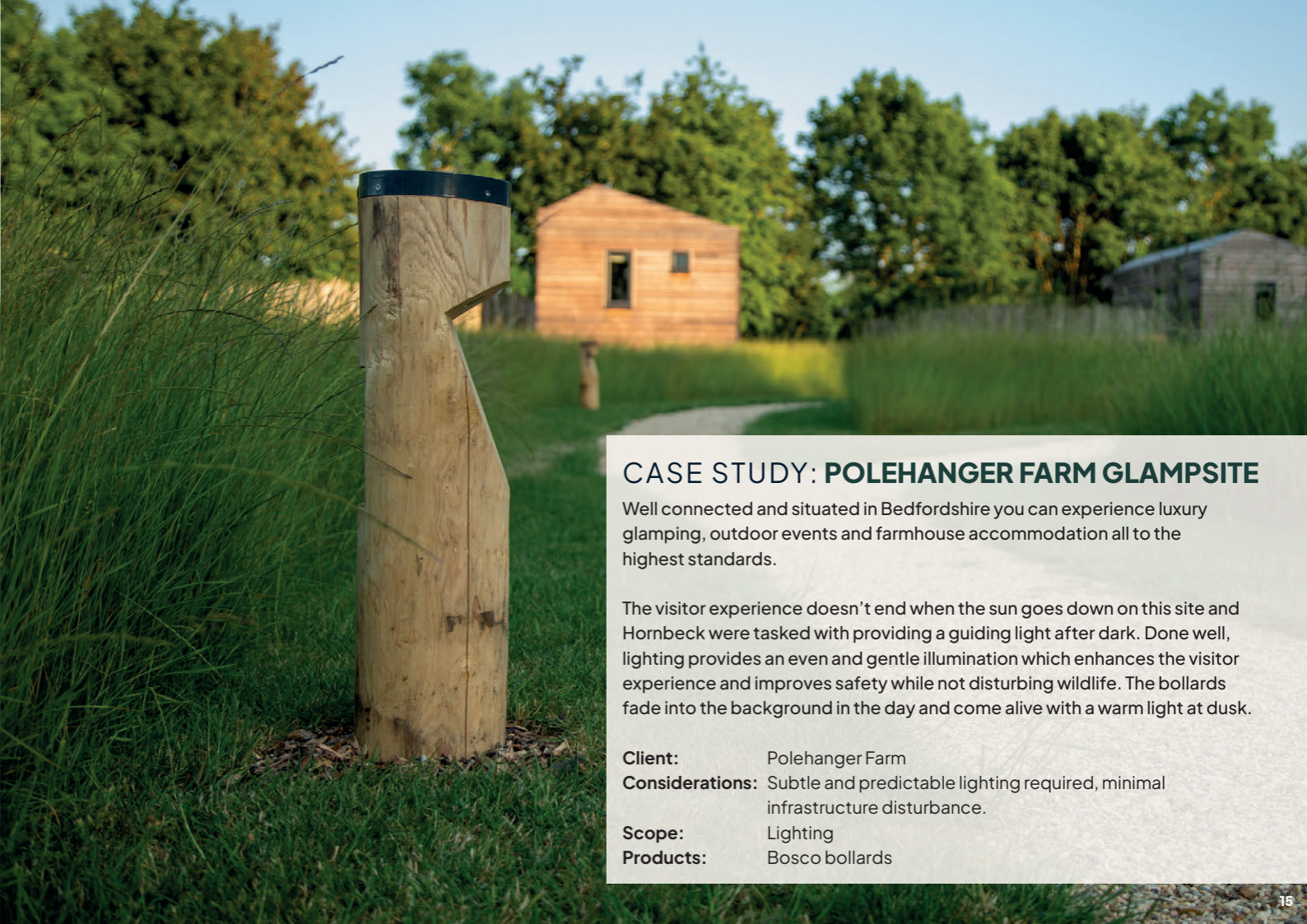
Long-lasting and attractive benches and planters were a must here, a beautiful and peaceful site which has been planted with wildflower and grass areas which acts as a dramatic entrance to the town.

Client: Highwood Group

Considerations: Long-lasting and attractive benches and planters were a must here, a beautiful and peaceful site which has been planted with wildflower and grass areas which acts as a dramatic entrance to the town.

Scope: Furniture

Products: Metro Wide & Deep bench, Metro planter



CASE STUDY: POLEHANGER FARM GLAMPSITE

Well connected and situated in Bedfordshire you can experience luxury glamping, outdoor events and farmhouse accommodation all to the highest standards.

The visitor experience doesn't end when the sun goes down on this site and Hornbeck were tasked with providing a guiding light after dark. Done well, lighting provides an even and gentle illumination which enhances the visitor experience and improves safety while not disturbing wildlife. The bollards fade into the background in the day and come alive with a warm light at dusk.

- Client:** Polehanger Farm
Considerations: Subtle and predictable lighting required, minimal infrastructure disturbance.
Scope: Lighting
Products: Bosco bollards



CASE STUDY: SLEAFORD

These monoliths stand out yet blend in, which was an important consideration as they had to look 'right' from the outset. The '2 minute walk' outlines and the nuggets of interpretation work together well to provide an attractive and fitting wayfinding project for this Lincolnshire market town.

Client: North Kesteven

Considerations: Sensitive design was required for this elegant market town dating back to the 12th century.

Scope: Interpretation, signage, mapping

Products: Barcelona monolith, Venice fingerpost



CASE STUDY: NEWPORT STATION

Newport Railway Station is the second busiest in Wales after Cardiff Central, with up to 2.7 million passengers per year passing through. In 2023 a new footbridge opened improving connectivity to the city centre.

New wayfinding and access control was required and Hornbeck were pleased to be awarded the package. This included Venice fingerposts and Milan bollards providing a contemporary and ageless solution.

Client: Scott Parnell Ltd.

Considerations: Bollards to leave a flat surface when removed to ensure safe access.

Scope: Wayfinding, furniture

Products: Milan bollards, Venice fingerposts



CASE STUDY: PRIORS HALL PARK

Set in Northamptonshire countryside on the edge of Corby, this development of over 5000 homes required a coordinated approach to street furniture. Hornbeck were able to provide a single-source supply for signage, furniture and lighting giving a seamless finish to the landscaping and overall appearance.

- Client:** Urban & Civic
- Considerations:** Coordination across signage, furniture and lighting were essential to provide the finishing touch to this project.
- Scope:** Signage, furniture, lighting
- Products:** Metro bench/picnic table, Metro bin, Eye bollard



CASE STUDY: POLLOK PARK

A peaceful 361 acre haven just 3 miles from the centre of Glasgow. It attracts around 2 million visitors a year and in fact in 2008 it was voted best park in Europe.

Hornbeck were approached by the Council to work on the project. Accoya was the focus of this project, a highly specialised treated softwood offering exceptional durability to rot. In fact it is guaranteed for 25 years below ground, no other timber currently offers this level of stability.

- Client:** Glasgow City Council
- Considerations:** Sustainability and adaptability, used Accoya, HardRok and stainless steel post shoes for durability and ease of relocation.
- Scope:** Wayfinding, interpretation
- Products:** Custom suite including entrance signs, Fingerpost signs, Monoliths, Digital car park signs and Lecterns

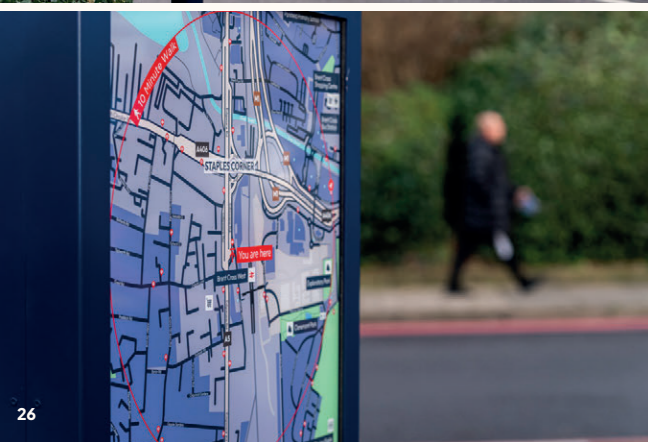


CASE STUDY: **BRAMALL HALL AND PARK**

Bramall Hall in Stockport is a superb example of a Tudor Manor House with origins dating back to the Middle Ages.

Hornbeck tendered successfully for the design, manufacture and installation of the new wayfinding signage based on experience and attention to customer satisfaction. Bramall Hall is a heritage site and the employer.

- Client:** Stockport City Council
- Considerations:** The Signage needed to fit with Tudor building style.
- Scope:** Branding, signage, wayfinding
- Products:** Lambourne fingerposts, Southwold ladder signs, lamppost banner-flags



CASE STUDY: BRENT CROSS STATION

London's first new mainline railway station in over a decade is being constructed as part of the Brent Cross Cricklewood programme. This ambitious initiative, one of the largest regeneration projects in Europe, aims to transform a neglected industrial area into a vibrant hub for living, leisure, retail, and business activities.

Effective wayfinding will be crucial in assisting residents, workers, visitors, and tourists in navigating the area.

- Client:** London Borough of Barnet
- Considerations:** Meeting a tight deadline before the Mayor of London opened the station.
- Scope:** Signage, wayfinding and mapping
- Products:** Lisbon Monoliths and Venice Fingerposts



CASE STUDY: **STONEHOUSE COURT HOTEL**

Located in six acres of the Cotswolds, Stonehouse Court is a beautiful 17th century manor house. Energy efficient, sustainable lighting with carefully selected lighting provided an atmospheric addition to this very special destination in Gloucestershire.

- Client:** Stonehouse Court Hotel
- Considerations:** Durability, low maintenance, subtle illumination.
- Scope:** Lighting
- Products:** Eye bollard



CASE STUDY: CHRIST CHURCH APARTMENTS

This well thought-out development by Birchgrove Retirement Homes has some stunning outdoor seating areas. S-shaped benches presented a challenge, especially when the curves had varying radii. The finished result looks amazing from the air and pretty good from ground level too!

- Client:** Kori Construction
Considerations: The complex fluid curvature of the benches meant that accurate measuring and surveying were essential to getting it right first time.
Scope: Benches
Products: Metro benches

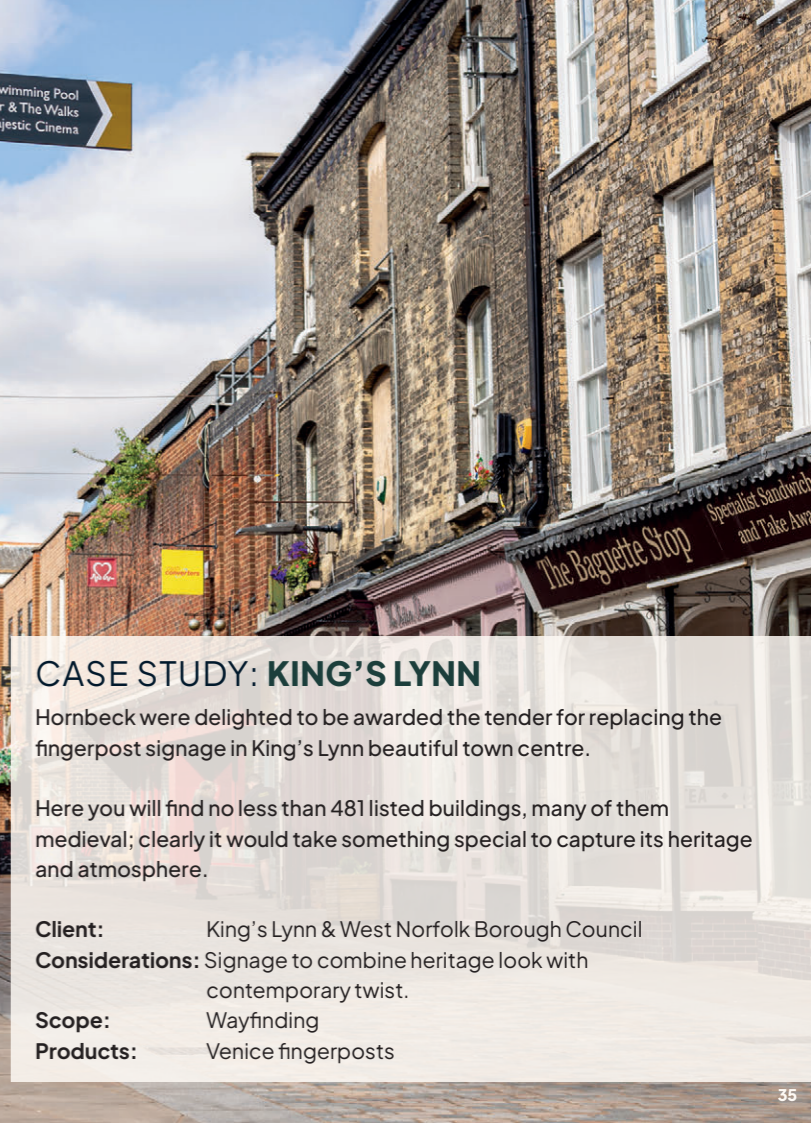


CASE STUDY: CHESIL BEACH VISITOR CENTRE

From here you can explore the wonders of Chesil Beach and the Fleet Lagoon including its wildlife, history and of course views that you can't get anywhere else. We are told it's made from 180 billion pebbles.

The photographs show a visit on a blustery March day and demonstrates the weathering process clearly. The larger sign (5 panels) had been in place for over 6 months and the smaller sign behind it (3 panels) was fresh from the workshop.

- Client:** Dorset Wildlife Trust
- Considerations:** Site exposed to high winds, UV weathering and salty spray conditions.
- Scope:** Branding, interpretation and orientation
- Products:** Swansea display signs, Wall mounted panel signs



CASE STUDY: KING'S LYNN

Hornbeck were delighted to be awarded the tender for replacing the fingerpost signage in King's Lynn beautiful town centre.

Here you will find no less than 481 listed buildings, many of them medieval; clearly it would take something special to capture its heritage and atmosphere.

Client: King's Lynn & West Norfolk Borough Council

Considerations: Signage to combine heritage look with contemporary twist.

Scope: Wayfinding

Products: Venice fingerposts



CASE STUDY: EASTBROOKEND COUNTRY PARK

Hornbeck were pleased to supply the signage and wayfinding for this unique destination using an equally unique material. This reclaimed tropical timber is from Woolwich Ferry Terminal! This incredibly hardwearing wood brings some interesting challenges, however the end result is stunning with weathering features that only serve to write the next chapter in the ongoing story of this sustainably sourced timber.

Client: London Borough of Barking & Dagenham

Considerations: Product materials need to be sustainably sourced and be highly durable.

Scope: Interpretation, signage, wayfinding, mapping

Products: Braemar monoliths and Oxford waymarkers



CASE STUDY: WINDSOR

Windsor town centre was a very fulfilling project – the number of visitors here is just staggering, the Castle alone welcomes nearly 1.5million visitors per year!

Of course many more come just to enjoy the royal connections, attractive shopping and eating areas, Eton College and the River Thames. It was a Hornbeck’s privilege to work for such a prestigious client and location.

Client: Royal Borough of Windsor & Maidenhead
Considerations: Products need to be removable with no trip hazards.
Scope: Interpretation, signage, wayfinding, mapping
Products: Barcelona monoliths with low-iron glass panels



CASE STUDY: WILDER BLEAN

As this unique location in Kent got ready for its new residents (bison, longhorn cattle, Exmoor ponies and Iron-Age pigs) some special signage and furniture was needed. Beautiful wany-edge timber with dramatic engraving sets the scene perfectly.

Client: Kent Wildlife Trust

Considerations: Designs had to 'blend in while standing out', - a knack that only comes with experience of graphics, materials, structures and orientations.

Scope: Furniture, interpretation, signage, wayfinding

Products: Newport fingerposts, Lincoln benches, Canterbury cycle stands, Bangor sign shelter, Oxford waymarkers, Listening posts, Custom display signs



CASE STUDY: **DOMAINE EVREMOND**

This extraordinary place is a testament to a long-term vision, the land was purchased for vineyards in 2015 and the first wine was released in 2023. It's a wonderful destination in Kent and produces a premium sparkling wine.

Of course lighting is an equally sensitive subject in this beautiful landscape so the Eye bollard and Strato lamppost were perfect additions with their weathered timber appearance and soft yet effective illumination.

- Client:** Domaine Evremond
Considerations: Sustainability is high on the agenda at Domaine Evremond, along with energy efficient, low maintenance illumination.
Scope: Lighting
Products: Eye bollard, Strato lamppost, Signage



CASE STUDY: WHITTLESEY

Whittlesey is a pleasant market town in the unique Fenland area of Cambridgeshire, known for the Summer Fair in September.

The new Heritage Walk is an excellent way to view this historic place. It combines two routes totalling over 4km and starts from the Market Place and shows off the key buildings and facts.

Client: Fenland District Council
Considerations: Full CAT scanning of the locations for pipes and cables.
Scope: Interpretation, signage, mapping
Products: Geneva display signs, cardiff lecterns



CASE STUDY: LANGDON DISCOVERY CENTRE

A beautiful nature reserve in some of over 450 acres. It offers peace and tranquillity with wonderful views and miles of walks including the Beatrix Potter trail, and a lake side trail too!

The site originally consisted of holiday homes built in the 1930s that became permanent homes for many after the ravages of WW2. There remains enough of the original 'avenues' and ruins to recreate an atmosphere of its important history.

- Client:** Essex Wildlife Trust
- Considerations:** Exposed on some of the highest land in Essex, the signage would need to survive the test of time under pressure from high winds.
- Scope:** Signage, wayfinding, interpretation and orientation
- Products:** York monoliths, Swansea display sign, Oxford waymarkers, bespoke Aberdeen display signs, Henley banner signs, Wall mounted tray sign, Car park pole signs



CASE STUDY: CHIGWELL SCHOOL
 Chigwell School is private boarding and day school set in over 100 acres of grounds in the Epping district of Essex. It dates right back to 1619 and its alumni have made their mark in varied ways throughout the world.

We were approached to develop a wayfinding strategy for them and worked to incorporate their branding into a distinctive and effective system. The finished result is classic yet contemporary and will provide a framework that is future proofed as this dynamic establishment changes throughout the years.

Client: Chigwell School
Considerations: Existing branding had to be adapted for wayfinding, installations timed around holidays, especially where high-level access was required.
Scope: Signage, wayfinding and orientation
Products: Barcelona – Monolith and Venice – Fingerpost Sign



Discover HARLOW

Mark Hall



Mark Hall Manor stood in landscaped parkland behind the Church of St. Mary at Lifford, a Norman church containing Roman brickwork. Records show that the manor was mentioned in the Domesday Book and Elizabeth I visited Anne Boleyn, staying at the manor and hosting her Privy Council meeting. Today Harlow Museum & Wallis Gardens is housed in the restored stable block and gardens of the former Manor House.

The neighbourhood of Mark Hall illustrates all the features of Sir Frederick Gibberd's original master plan for Harlow New Town. It was the first new neighbourhood, started in 1950 and included every type of housing, from large executive family homes, to one bed flats. Much of this was designed by famous 1950's architects Maxwell Fry & Jane Drew.

The surrounding green spaces are part of Gibberd's 'green wedges', which link neighbourhoods in the town with the countryside. In keeping with the scheme, forty elm trees were planted nearby to mark Harlow's 40th anniversary, many of which can still be seen today.

For more information visit www.harlowmuseum.com or www.discoverharlow.co.uk



Discover HARLOW

Netteswellbury



Netteswellbury is a small hamlet in the north of Harlow, Essex. It is a Scheduled Ancient Monument and is one of the best preserved examples of a medieval village in Essex. The site is a Scheduled Ancient Monument and is one of the best preserved examples of a medieval village in Essex. The site is a Scheduled Ancient Monument and is one of the best preserved examples of a medieval village in Essex.



Discover HARLOW

Mulberry Green



Discover HARLOW

Mulberry Green



In the 19th Century, Mulberry Green became an important area for people travelling on the London to Norwich coach route. As the journey took almost 27 hours, passengers would stop overnight in Mulberry Green, often staying at the Green Man which dates from the 14th - 15th Century.



Discover HARLOW

Mulberry Green



In the 19th Century, Mulberry Green became an important area for people travelling on the London to Norwich coach route. As the journey took almost 27 hours, passengers would stop overnight in Mulberry Green, often staying at the Green Man which dates from the 14th - 15th Century.

To the left of the Green Man was the village forge that closed in 1963. Beyond were two shops, one for groceries and the other a General & Family Druggist. Mulberry Green is also home to a British Oak tree planted in 1812 to commemorate the coronation of King Edward VII, and a tree to celebrate the Silver Jubilee of King George VI in 1935.

Nearby on Oak Road are the 16th Century Harlowbury Chapel, the oldest building in Harlow. The original medieval manor house of Harlowbury was a large walled hall built by the Abbot Samson of Burgo St Edmunds. In later years, former manor Harlowbury was used for storing grain. The building was destroyed by a fire in 1882. Today, Harlowbury Chapel and house are primary monuments.

For more information visit www.harlowmuseum.com or www.discoverharlow.co.uk



CASE STUDY: HARLOW HERITAGE TRAIL

Harlow Council wished to create a trail of interpretation showing some of the Heritage assets within Harlow and Hornbeck were awarded the tender for this project. We worked closely with the Council to bring their ideas to fruition and installed a series of monoliths around the town at strategic locations.

The product used was the very well-known Barcelona which has been used in other iconic locations such as Windsor. In addition to the standard structures we also supplied some solar illuminated monoliths in the more central locations. The distinctive gentle blue shade of the monoliths creates an eye-catching addition to the street scene and will help reveal the fascinating history of this busy place.

- Client:** Harlow Council
- Considerations:** Robust monoliths were essential for this busy town and solar illuminated versions were used in the town centre to avoid complex infrastructure works.
- Scope:** Signage
- Products:** Barcelona - Monolith



Dry River Bed



We can help you with:

Branding and concept proposals.

Visitor experience enhancements.

Interpretation and graphic design.

Wayfinding and site surveys.

Fabrication and installation.

Maintenance and product care.

Lighting design and supply.

enquiries@hornbeckgroup.com

0808 129 3773

www.hornbeckgroup.com