


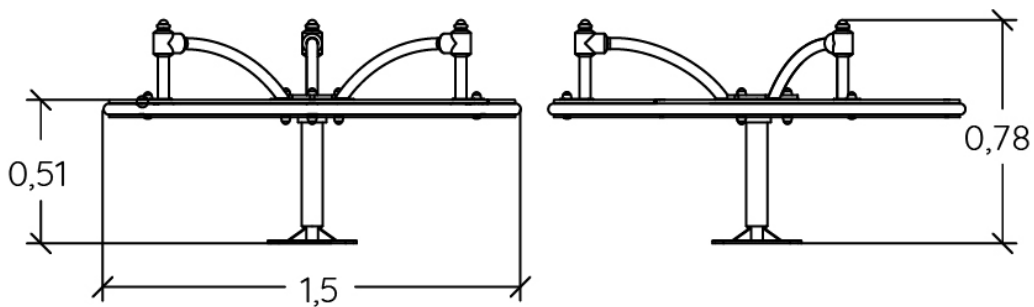
 **3+**
 **8**
 **1m**


 1 = 1,5m
 2 = 1,5m
 3 = 0,78m



Physical inclusion
Sensory inclusion
Cognitive inclusion



Play value : **3**

meeting

balancing

rotating



x1



x1

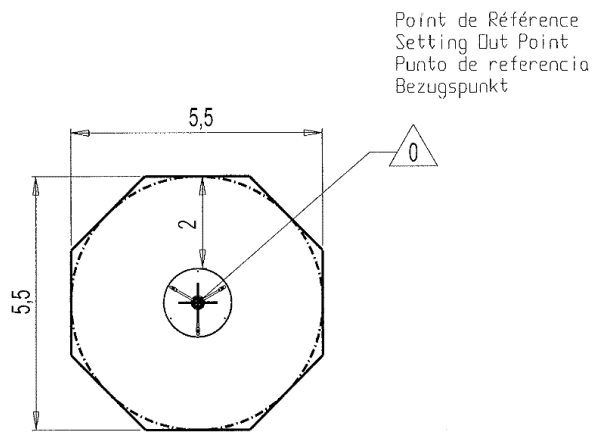




x1

Installation of equipment

IMPORTANT: It is essential to refer to the installation instructions for information on the size of the safety areas.

-  Impact area (minimum normative surface)
-  Free space



		
1	1m	25m ²



2



01h45



0.15m³



25m²



124kg



113kg

EN
1176