



6+



25



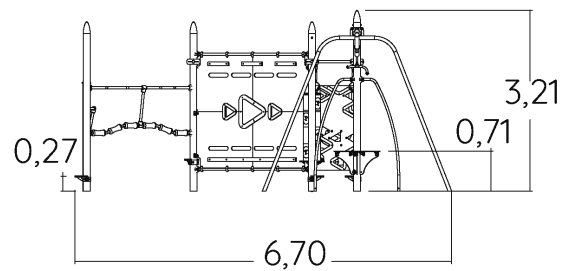
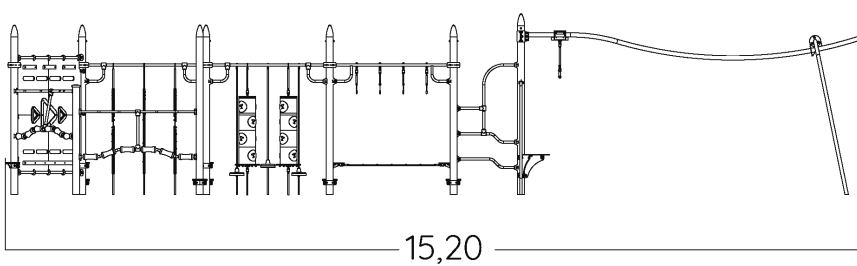
2,46m



1 = 15,25m
2 = 6,72m
3 = 3,01m



Physical inclusion
Sensory inclusion
Cognitive inclusion



Play value : **22**

balancing



x6

getting across



x9

climbing



x1

sliding



x1

hanging



x5



Components

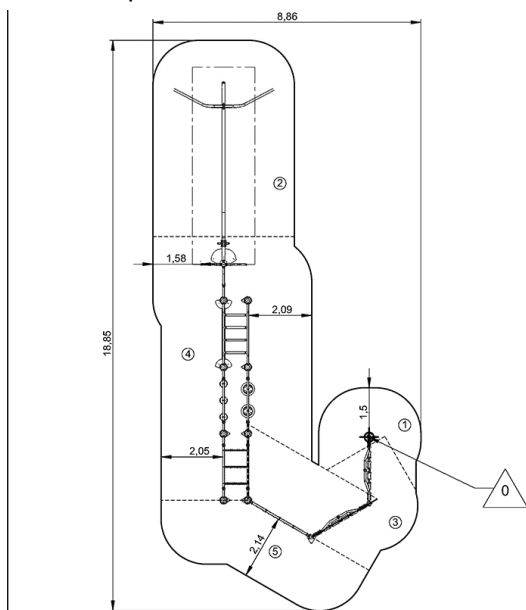


- ① Side-step Walkway
- ② Paroi d'escalade
- ③ Passe muraille
- ④ Plôts suspendus
- ⑤ Rouleaux suspendus
- ⑥ Passerelle anneaux
- ⑦ Téléphérique parcours NINJA

Installation of equipment

IMPORTANT: It is essential to refer to the installation instructions for information on the size of the safety areas.

-  Impact area (minimum normative surface)
-  Free space



1	0,85m	7m ²
2	1m	29,5m ²
3	1,22m	8m ²
4	2,32m	40m ²
5	2,46m	22m ²



2



15h00



1.2m³



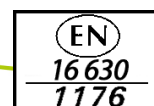
106.5m²




1066kg

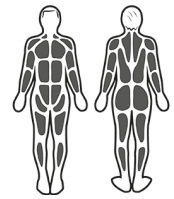


106kg

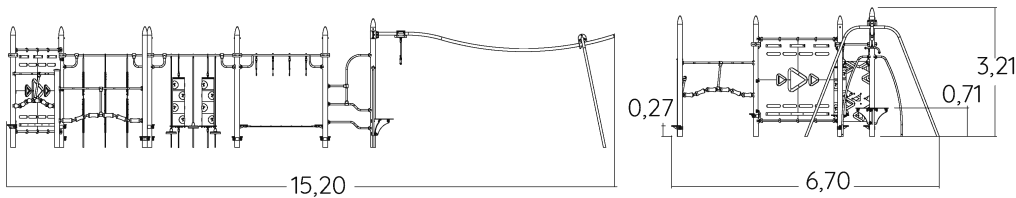




Sports formula



Muscular stimulation



► Sports activities : **22**

- | | | | | |
|-----------|----------------|----------|---------|---------|
| balancing | getting across | climbing | sliding | hanging |
| | | | | |
| x6 | x9 | x1 | x1 | x5 |

- | | | | |
|----------------------|--------------|---------|--------------|
| muscle strengthening | heart health | balance | coordination |
|----------------------|--------------|---------|--------------|

Components



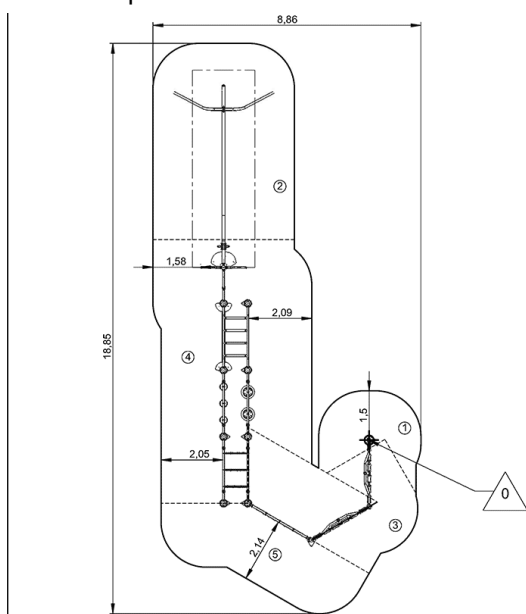
- 1 Side-step Walkway
- 2 Paroi d'escalade
- 3 Passe muraille
- 4 Plôts suspendus
- 5 Rouleaux suspendus
- 6 Passerelle anneaux
- 7 Téléphérique parcours NINJA

Installation of equipment

IMPORTANT: It is essential to refer to the installation instructions for information on the size of the safety areas.

———— Impact area (minimum normative surface)

- - - - - Free space



1	0,85m	7m ²
2	1m	29,5m ²
3	1,22m	8m ²
4	2,32m	40m ²
5	2,46m	22m ²



2



15h00



1.2m³



106.5m²



1066kg



106kg

