



6+



24



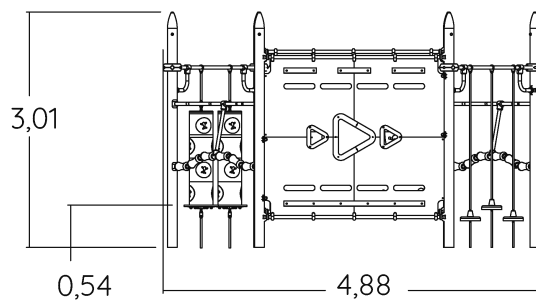
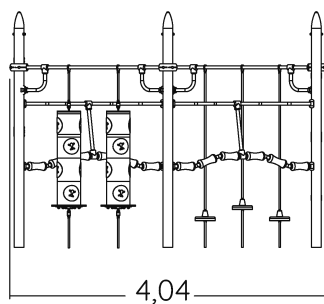

2,46m



1 = 4,88m  
2 = 4,04m  
3 = 3,01m



Physical inclusion  
Sensory inclusion  
Cognitive inclusion



Play value : **18**

balancing



x7

getting across



x7

climbing



x1

hanging



x3



## Components

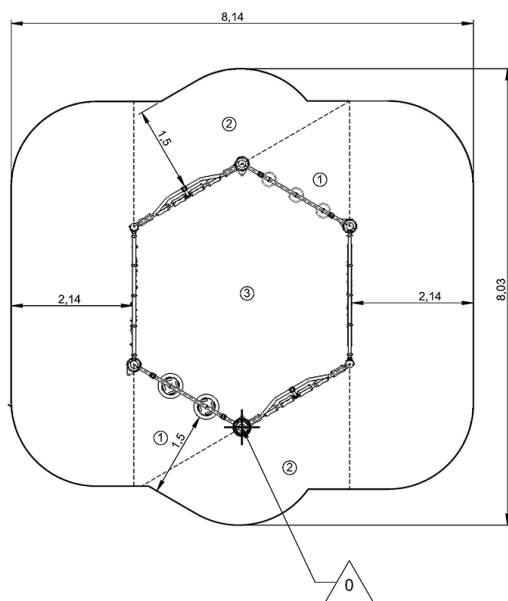


- ① Side-step Walkway
- ② Plôts suspendus
- ③ Paroi d'escalade
- ④ Rouleaux suspendus
- ⑤ Mur panneau

## Installation of equipment

**IMPORTANT:** It is essential to refer to the installation instructions for information on the size of the safety areas.

-  Impact area (minimum normative surface)
-  Free space



1	0,6m	5m <sup>2</sup>
2	1,22m	11m <sup>2</sup>
3	2,46m	41,5m <sup>2</sup>



2



08h00



0.52m<sup>3</sup>



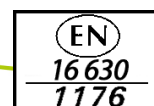
57.5m<sup>2</sup>



685kg

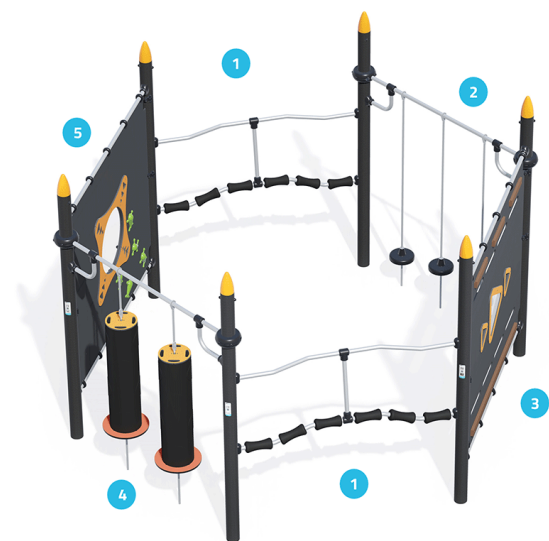


106kg





## Components

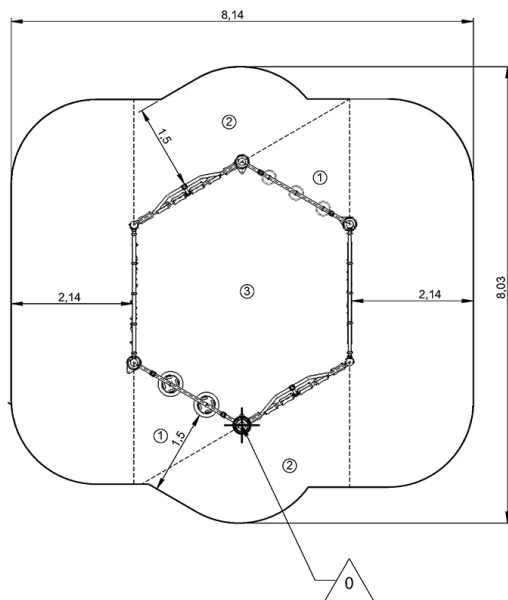


- ① Side-step Walkway
- ② Pôles suspendus
- ③ Paroi d'escalade
- ④ Rouleaux suspendus
- ⑤ Mur panneau

## Installation of equipment

**IMPORTANT:** It is essential to refer to the installation instructions for information on the size of the safety areas.

- Impact area (minimum normative surface)
- Free space



	Width (m)	Area (m <sup>2</sup> )
1	0,6m	5m <sup>2</sup>
2	1,22m	11m <sup>2</sup>
3	2,46m	41,5m <sup>2</sup>



2



08h00



0.52m<sup>3</sup>



57.5m<sup>2</sup>



685kg



106kg

