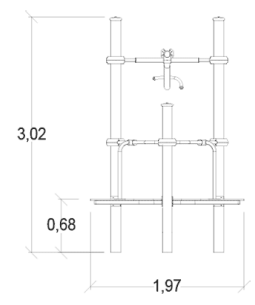
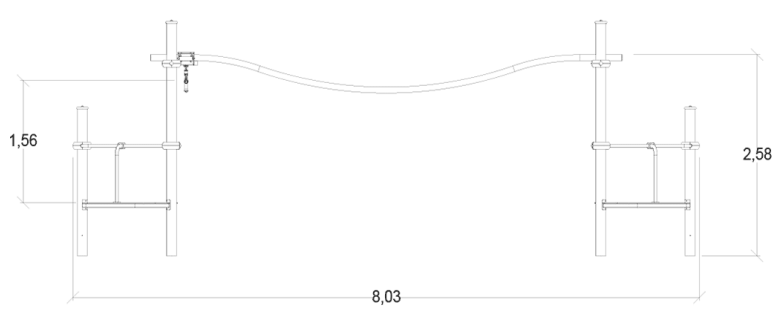



**7+**    **1**    **1m**

1 = 7,4m  
 2 = 3,3m  
 3 = 3m



Physical inclusion  
Sensory inclusion  
Cognitive inclusion



**Play value :**                    **4**

sliding



x1

meeting



x1

hanging



x1

getting across

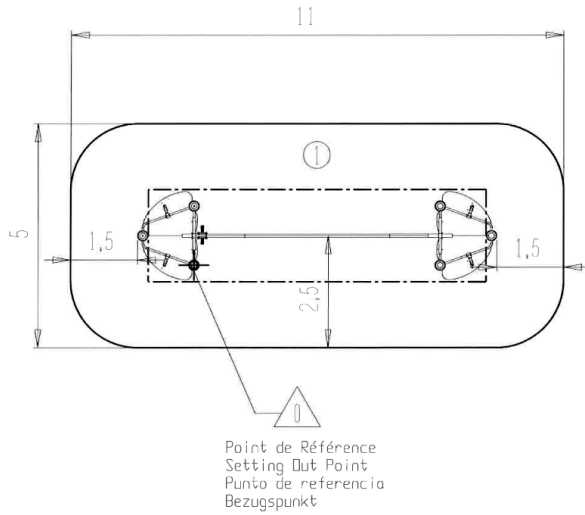




x1

## Installation of equipment

**IMPORTANT:** It is essential to refer to the installation instructions for information on the size of the safety areas.

-  Impact area (minimum normative surface)
-  Free space



		
1	1m	53,5m <sup>2</sup>



2



10h00



0.23m<sup>3</sup>



53.5m<sup>2</sup>



360kg



39kg

EN  
1176