


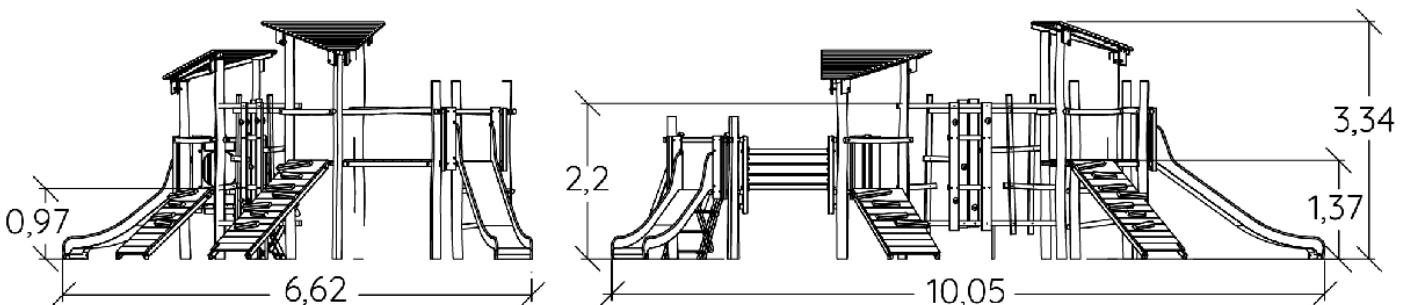
 **2+**  
 **24**  
 **2,3m**










 1 = 10,05m  
 2 = 6,62m  
 3 = 3,34m



Physical inclusion  
Sensory inclusion  
Cognitive inclusion



**Play value :** **20**

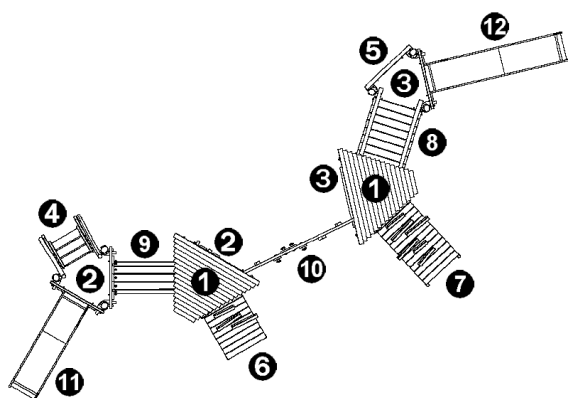
climbing	role play	sliding	meeting	crawling	hiding	taking shelter	climbing
							
<b>x1</b>	<b>x2</b>	<b>x2</b>	<b>x4</b>	<b>x1</b>	<b>x1</b>	<b>x2</b>	<b>x4</b>

getting across



**x3**

## Components

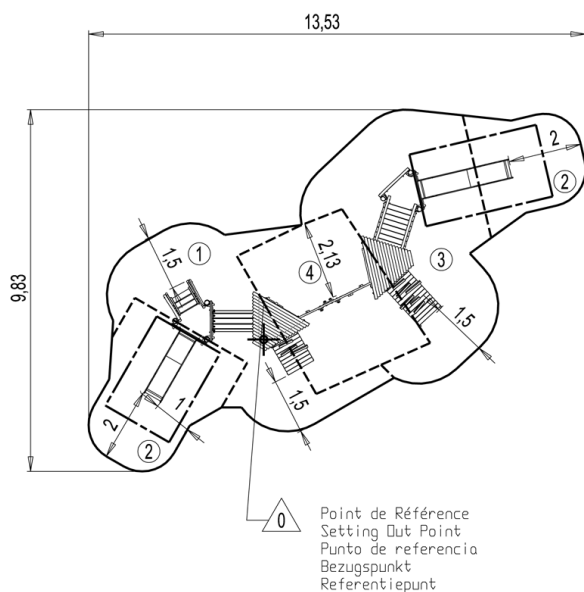


- ❶ Roof
- ❷ Platform Ht: 0.97m
- ❸ Platform Ht: 1.37m
- ❹ Stairs
- ❺ Vertical ladder Ht: 1.17
- ❻ Sloping ramp with logs Ht: 0.97m
- ❼ Sloping ramp with logs Ht: 1.37m
- ❽ Crossover
- ❾ Tunnel
- ❿ Climbing wall
- ⓫ Slide Ht: 0.97m
- ⓬ Slide Ht: 1.37m

## Installation of equipment

**IMPORTANT:** It is essential to refer to the installation instructions for information on the size of the safety areas.

- Impact area (minimum normative surface)
- Free space



1	0,97m	16,5m <sup>2</sup>
2	1m	19,5m <sup>2</sup>
3	1,37m	22,5m <sup>2</sup>
4	2,3m	14,5m <sup>2</sup>



3



20h00



0.13m<sup>3</sup>



73m<sup>2</sup>



1092kg



57kg

EN  
1176