


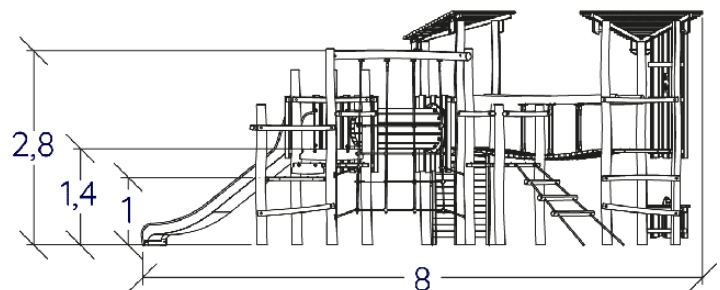
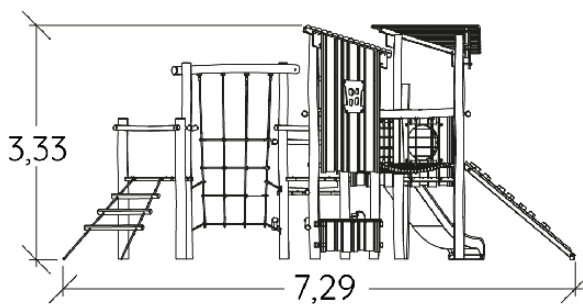
 **3+**
 **34**
 **1,7m**














 1 = 7,29m
 2 = 8m
 3 = 3,33m



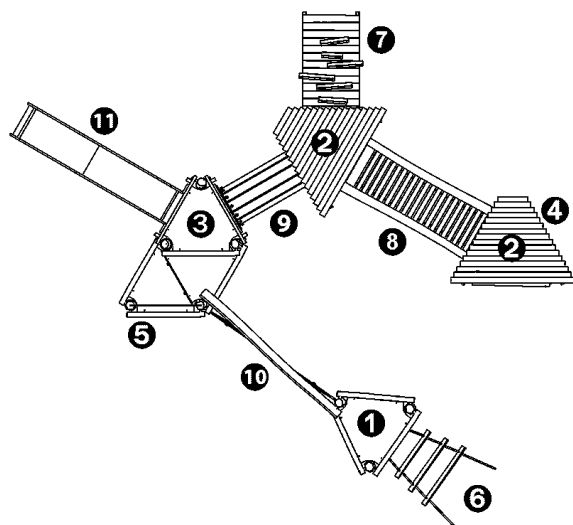
Physical inclusion
Sensory inclusion
Cognitive inclusion



Play value : 29

| role play | sliding | meeting | handling | crawling | hiding | balancing | taking shelter |
|---|---|---|---|---|--|---|---|
|  |  |  |  |  |  |  |  |
| x5 | x1 | x7 | x1 | x1 | x1 | x1 | x2 |
| tactile stimulation | visual stimulation | climbing | getting across | | | | |
|  |  |  |  | | | | |
| x1 | x1 | x5 | x3 | | | | |

Components

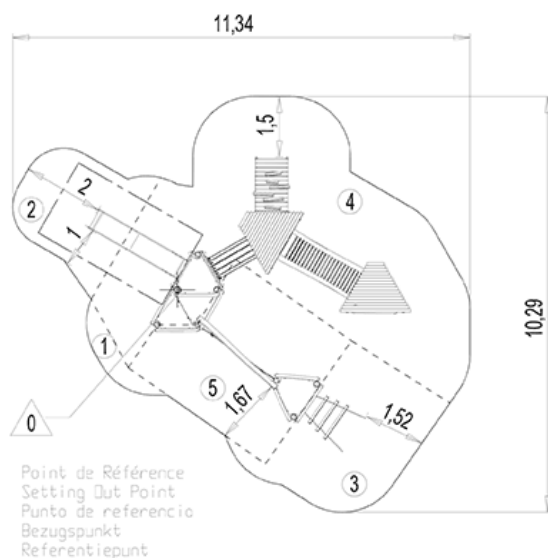


- ❶ Platform
- ❷ Roof
- ❸ Platform Ht: 1.37m
- ❹ Bridge 1 plank Ht: 0.97mm
- ❺ Vertical ladder Ht: 1.17
- ❻ Flexible log ladder Ht: 1.17m
- ❼ Sloping ramp with logs Ht: 1.37m
- ❽ Flexible bridge
- ❾ Green tunnel
- ❿ Vertical net
- ⓫ Slide Ht: 1.37m

Installation of equipment

IMPORTANT: It is essential to refer to the installation instructions for information on the size of the safety areas.

- Impact area (minimum normative surface)
- Free space



| | | |
|---|-------|--------------------|
| 1 | 0,97m | 1,5m ² |
| 2 | 1m | 7,5m ² |
| 3 | 1,17m | 11,5m ² |
| 4 | 1,37m | 37,5m ² |
| 5 | 1,7m | 14m ² |



2



20h00



0.2m³



72m²



1231kg



57kg

EN
1176