


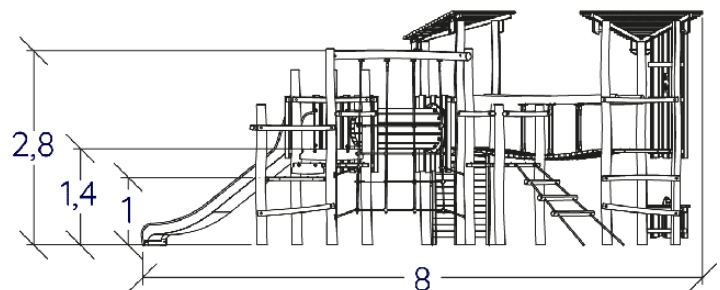
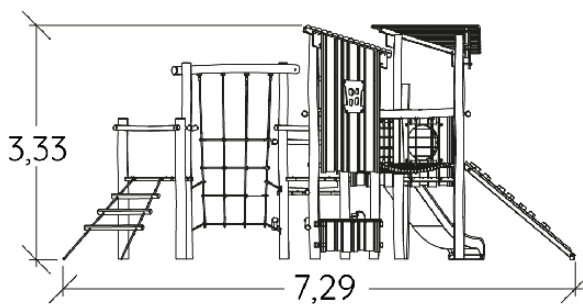
 **3+**  
 **34**  
 **1,7m**














 1 = 7,29m  
 2 = 8m  
 3 = 3,33m



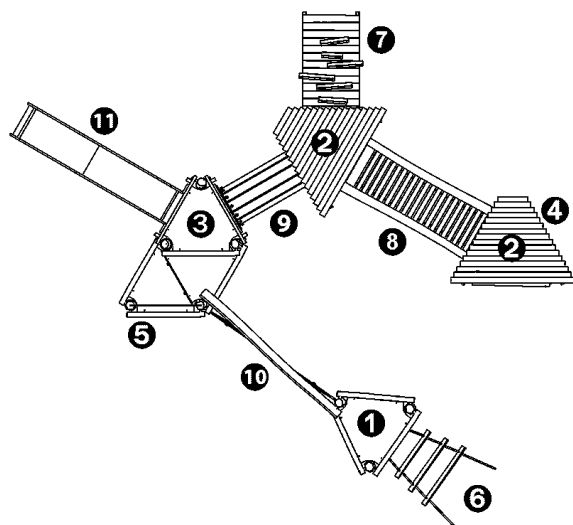
Physical inclusion  
Sensory inclusion  
Cognitive inclusion



**Play value : 29**

role play  <b>x5</b>	sliding  <b>x1</b>	meeting  <b>x7</b>	handling  <b>x1</b>	crawling  <b>x1</b>	hiding  <b>x1</b>	balancing  <b>x1</b>	taking shelter  <b>x2</b>
tactile stimulation  <b>x1</b>	visual stimulation  <b>x1</b>	climbing  <b>x5</b>	getting across  <b>x3</b>				



## Components

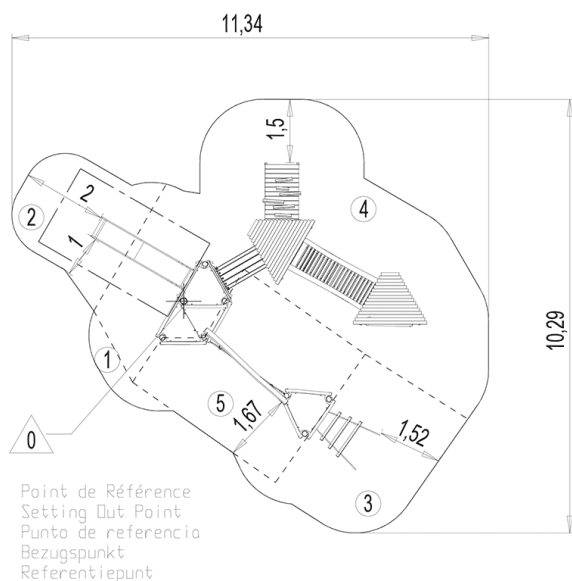


- ❶ Platform
- ❷ Roof
- ❸ Platform Ht: 1.37m
- ❹ Bridge 1 plank Ht: 0.97mm
- ❺ Vertical ladder Ht: 1.17
- ❻ Flexible log ladder Ht: 1.17m
- ❼ Sloping ramp with logs Ht: 1.37m
- ❽ Flexible bridge
- ❾ Green tunnel
- ❿ Vertical net
- ⓫ Slide Ht: 1.37m

## Installation of equipment

**IMPORTANT:** It is essential to refer to the installation instructions for information on the size of the safety areas.

-  Impact area (minimum normative surface)
-  Free space



1	0,97m	1,5m <sup>2</sup>
2	1m	7,5m <sup>2</sup>
3	1,17m	11,5m <sup>2</sup>
4	1,37m	37,5m <sup>2</sup>
5	1,7m	14m <sup>2</sup>



2



20h00



0.2m<sup>3</sup>



72m<sup>2</sup>



1230kg



57kg

EN  
1176