


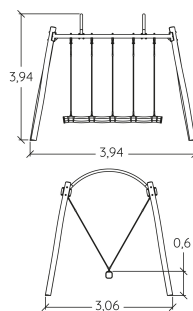


 **2+**
 **4**
 **1,5m**



1 = 3,06m
2 = 3,94m
3 = 3,94m



Physical inclusion
 Sensory inclusion
 Cognitive inclusion



Play value : **3**

meeting



x1

swinging



x1

balancing



x1

Installation of equipment

IMPORTANT: It is essential to refer to the installation instructions for information on the size of the safety areas.

———— Impact area (minimum normative surface)

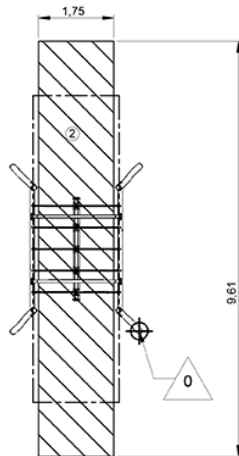
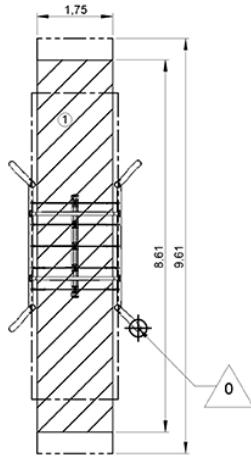
- - - - - Free space



Zone d'Impact Sol souple
Impact Area Wetpour
Area de Impacto
Fallraum bei synthetischem Fallschutz



Zone d'Impact Sol fluent
Impact Area Loose particle material
Arenero
Fallraum bei losem Bodenmaterial



1	1,5m	15,5m ²
2	1,5m	17m ²



2

03h00

0.3m³

15.5m²

238kg

38kg



EN
1176