





 > 1,40m 8 1,6m

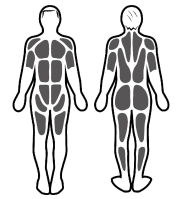


 1 = 5,36m
 2 = 3,76m
 3 = 2,35m

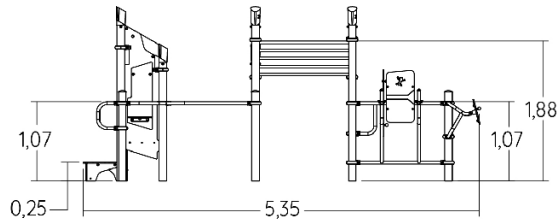
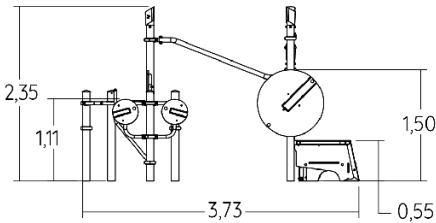

 Physical inclusion



Sports formula



Muscular stimulation



► **Sports activities :** **15**

balancing



x1

getting across



x1

jumping



x1

hanging



x2

Pull-ups



x3

Dips



x2

Push-ups



x1

Abs




x1

spinning



x3

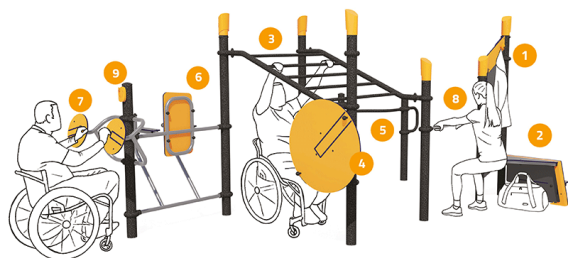

 muscle strengthening


 heart health


 balance


 coordination



► Components

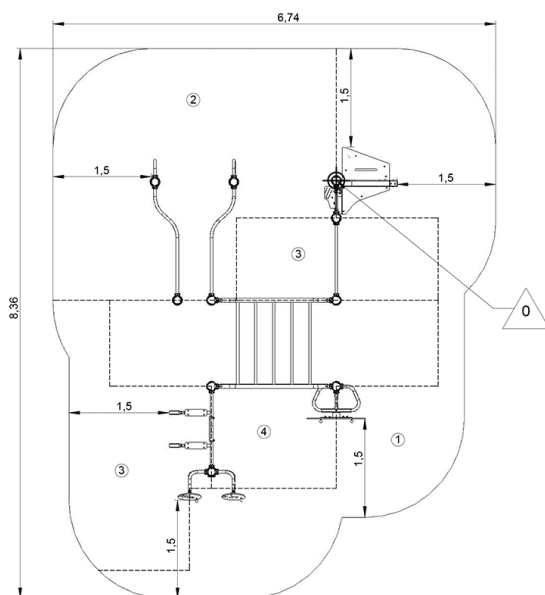


- ① 3 in 1 Totem
- ② Step
- ③ Inclusive monkey bars
- ④ Shoulder disc
- ⑤ Inclusive parallel bars
- ⑥ Dual Dip Bars/Abs
- ⑦ Tai-Chi Wheels
- ⑧ Horizontal bar L. 125 cm
- ⑨ Smartphone holder

► Installation of equipment

IMPORTANT: It is essential to refer to the installation instructions for information on the size of the safety areas.

-  Impact area (minimum normative surface)
-  Free space



1	<0,6m	14,5m ²
2	0,8m	14,5m ²
3	1,1m	10,5m ²
4	1,6m	9,5m ²



2



20h00



1.2m³

m²

49m²



354kg



19kg

