



2+



1



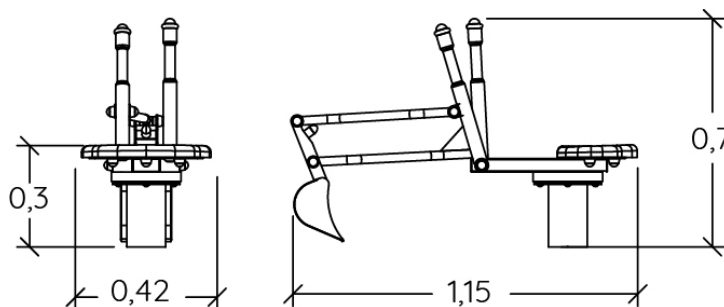
0,6m



1 = 1,15m
2 = 0,4m
3 = 0,7m



Physical inclusion
Sensory inclusion
Cognitive inclusion



Play value :

5

role play



x1

resting



x1

handling



x1

thinking



x1

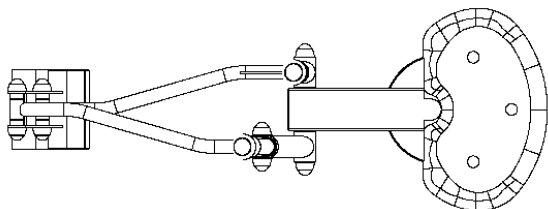
tactile stimulation



x1



Components

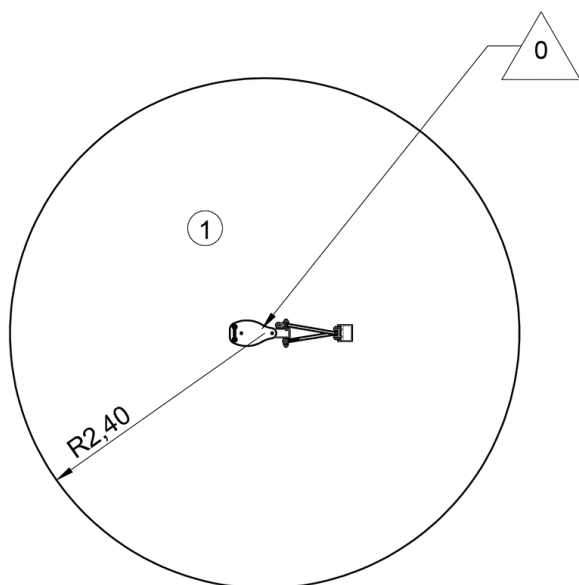
1 Digger





Installation of equipment

IMPORTANT: It is essential to refer to the installation instructions for information on the size of the safety areas.

-  Impact area (minimum normative surface)
-  Free space



		
1	<0,6m	17m ²



1

00h30

0.4m³

18m²

15kg

15kg

EN
1176