


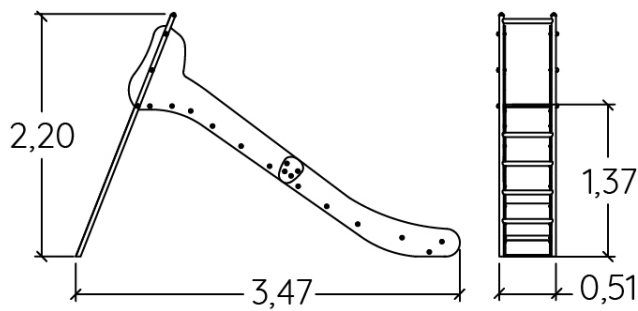
 2+
 5
 1,37m


 1 = 3,47m
 2 = 0,51m
 3 = 2,2m



Physical inclusion
Sensory inclusion
Cognitive inclusion



Play value : **3**

sliding



x1

meeting



x1

climbing

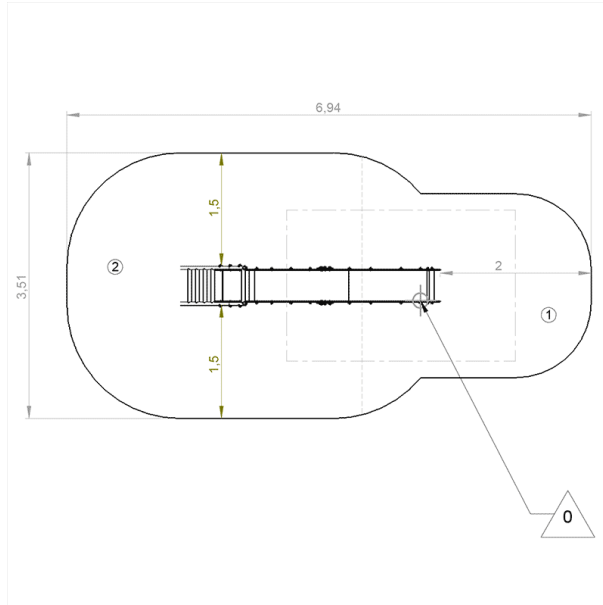




x1

Installation of equipment

IMPORTANT: It is essential to refer to the installation instructions for information on the size of the safety areas.

-  Impact area (minimum normative surface)
-  Free space



		
1	1m	7m ²
2	1,37m	13,5m ²



2



01h30



0.1m³



20.5m²



75kg



17kg

EN
1176