


 4+
 1
 1m



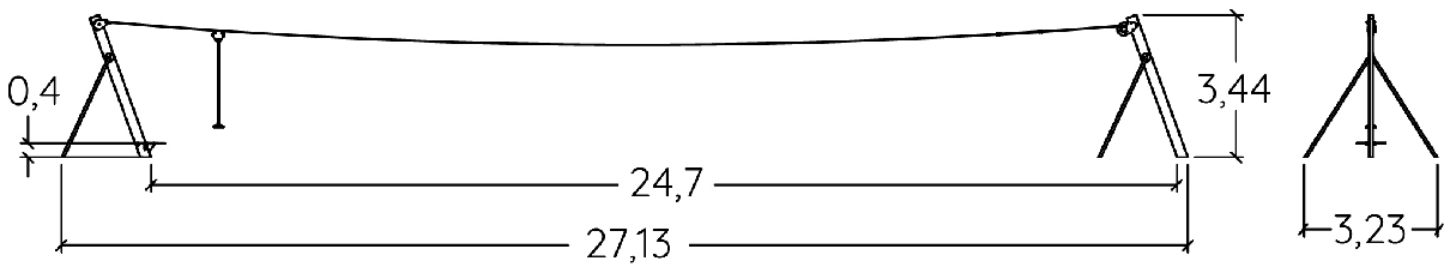
1 = 27,13m
2 = 3,21m
3 = 3,44m



Physical inclusion
Sensory inclusion
Cognitive inclusion



Cableway (on a natural slope)



Play value : 3

sliding



x1

meeting



x1

getting across





x1

Installation of equipment

IMPORTANT: It is essential to refer to the installation instructions for information on the size of the safety areas.

-  Impact area (minimum normative surface)
-  Free space



| | | |
|---|---|---|
| |  |  |
| 1 | 1m | 102m ² |



2



09h00



3m³



103m²



342kg



100kg

EN
1176