



1-5



1



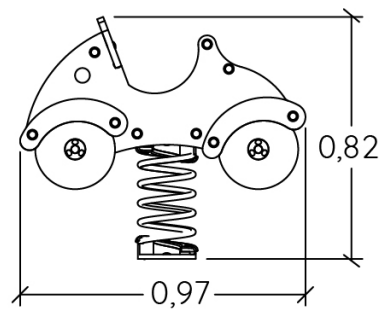
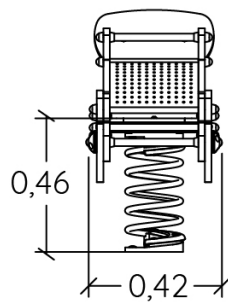
0,6m



1 = 0,97m
2 = 0,42m
3 = 0,82m



Physical inclusion
Sensory inclusion
Cognitive inclusion



Play value :

3

role play

balancing

Oscillate



x1



x1

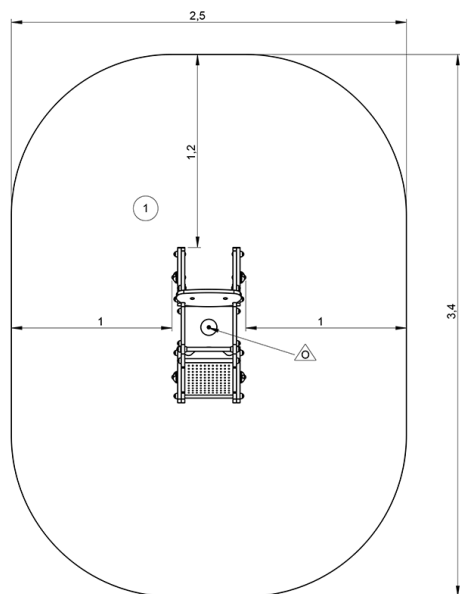




x1

Installation of equipment

IMPORTANT: It is essential to refer to the installation instructions for information on the size of the safety areas.

-  Impact area (minimum normative surface)
-  Free space



		
1	0,6m	7,5m ²



1



01h15



0m³



7.5m²



39kg



11kg

EN
1176