


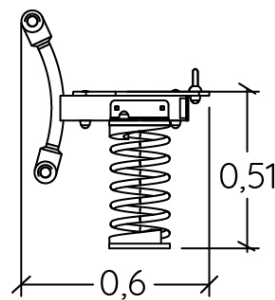
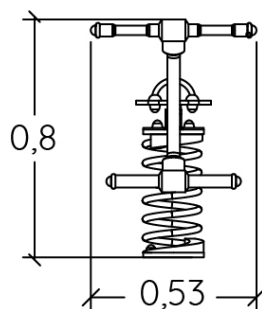

 **2+**
 **1**
 **0,6m**



 1 = 0,6m
 2 = 0,53m
 3 = 0,8m



Physical inclusion
Sensory inclusion
Cognitive inclusion



Play value : **3**

role play

balancing

Oscillate



x1



x1

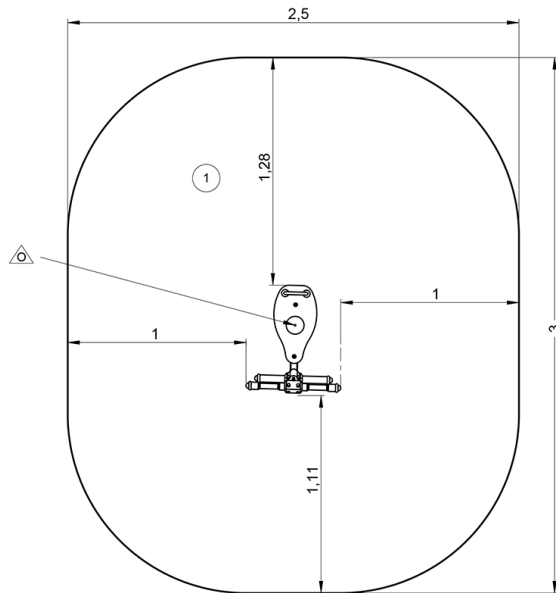




x1

Installation of equipment

IMPORTANT: It is essential to refer to the installation instructions for information on the size of the safety areas.

-  Impact area (minimum normative surface)
-  Free space



		
1	0,6m	7,5m ²



1

01h00

0m³

7.5m²

23kg

10kg

EN
1176