


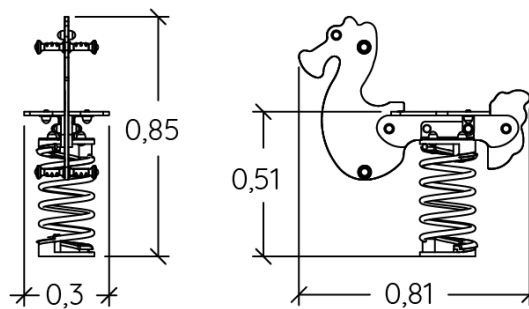

 2+
 1
 0,6m


 1 = 0,81m
 2 = 0,3m
 3 = 0,85m



Physical inclusion
Sensory inclusion
Cognitive inclusion



Play value : 3

role play

balancing

Oscillate



x1



x1

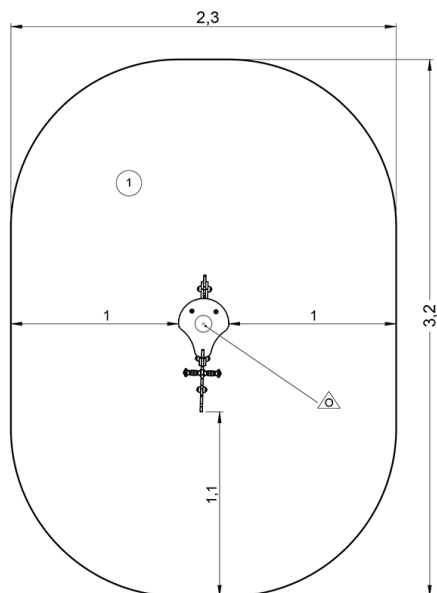




x1

Installation of equipment

IMPORTANT: It is essential to refer to the installation instructions for information on the size of the safety areas.

-  Impact area (minimum normative surface)
-  Free space



		
1	0,6m	6,5m ²



2

0m³

6.5m²

24kg

10kg

EN
1176