


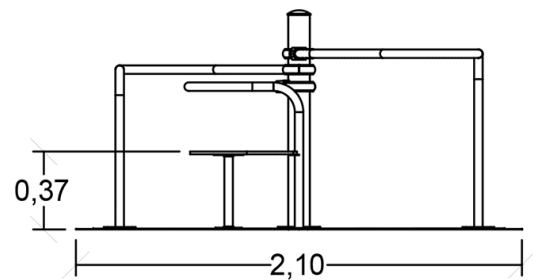
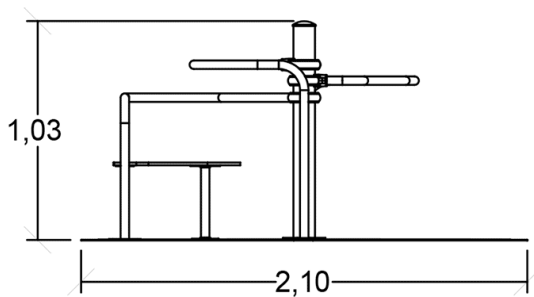
 **2+**
 **6**
 **1m**


 1 = 2,1m
 2 = 2,1m
 3 = 1m



Physical inclusion
Sensory inclusion
Cognitive inclusion



Play value : **3**

meeting

balancing

rotating



x1



x1

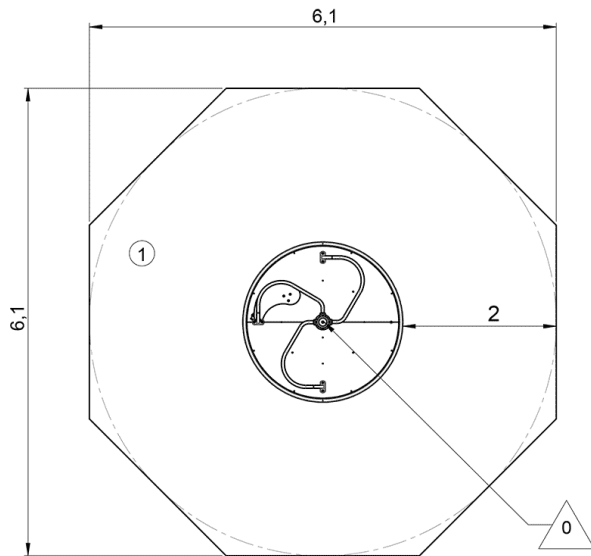




x1

Installation of equipment

IMPORTANT: It is essential to refer to the installation instructions for information on the size of the safety areas.

-  Impact area (minimum normative surface)
-  Free space



		
1	1m	27,5m ²



2



03h00



0.4m³



27.5m²



307kg



270kg



EN
1176