




Natratex[®]

Surfaces with depth



From concept stage to completion our knowledgeable team will assist in choosing the right product for your scheme. We can also recommend a surfacing contractor in the local area that installs NatraTex regularly.



All of our NatraTex range is suitable for pedestrian traffic. Our Gravel product is very popular for use on footpaths and courtyard areas. It ages beautifully, as the natural aggregate becomes progressively more exposed as it weathers. Our other products, such as the ever popular NatraTex Cotswold Classic and the NatraTex Colour Grey are also widely used.



We're able to design our NatraTex products to cope with the stresses and strains of heavily trafficked areas. The only limitation in a trafficked location is the inclusion of a gravel aggregate. Gravel has a limited affinity with binder because of its smoother micro-texture, therefore, it's not ideal in trafficked areas. We would suggest an aggregate with a more angular shape. Our team are always on hand to help you make the right choice.

www.natratex.co.uk



 **NatraTex**[®]

A range of bespoke colourful asphalt surfaces that are an attractive, durable, cost effective alternative to block paving, resin bound, bonded and other types of aesthetic surfacing.

NatraTex[®] – Surfaces with Depth

Versatile

NatraTex isn't just one product. It's a range of specifically designed surface courses to suit your scheme.



NatraTex is manufactured in the same way as conventional black asphalt but without the use of black bitumen.

Innovative

In our state-of-the-art laboratory we have developed our innovative clear binder, which allows for the use of colour compatible aggregate and pigment. This allows for the creation of a wide range of coloured asphalt.

NatraTex Colour is manufactured in exactly the same way as NatraTex Cotswold, The only difference in the manufacturing being increased levels of pigment. This means that it is possible to offer our customers a bright, vivid and distinctive NatraTex Colour range to suit any scheme.

Typically NatraTex Colour products are used in areas of demarcation such as cycle tracks, bus lanes, multi-use games areas and playgrounds.


 **NatraTex**[®]
Colour





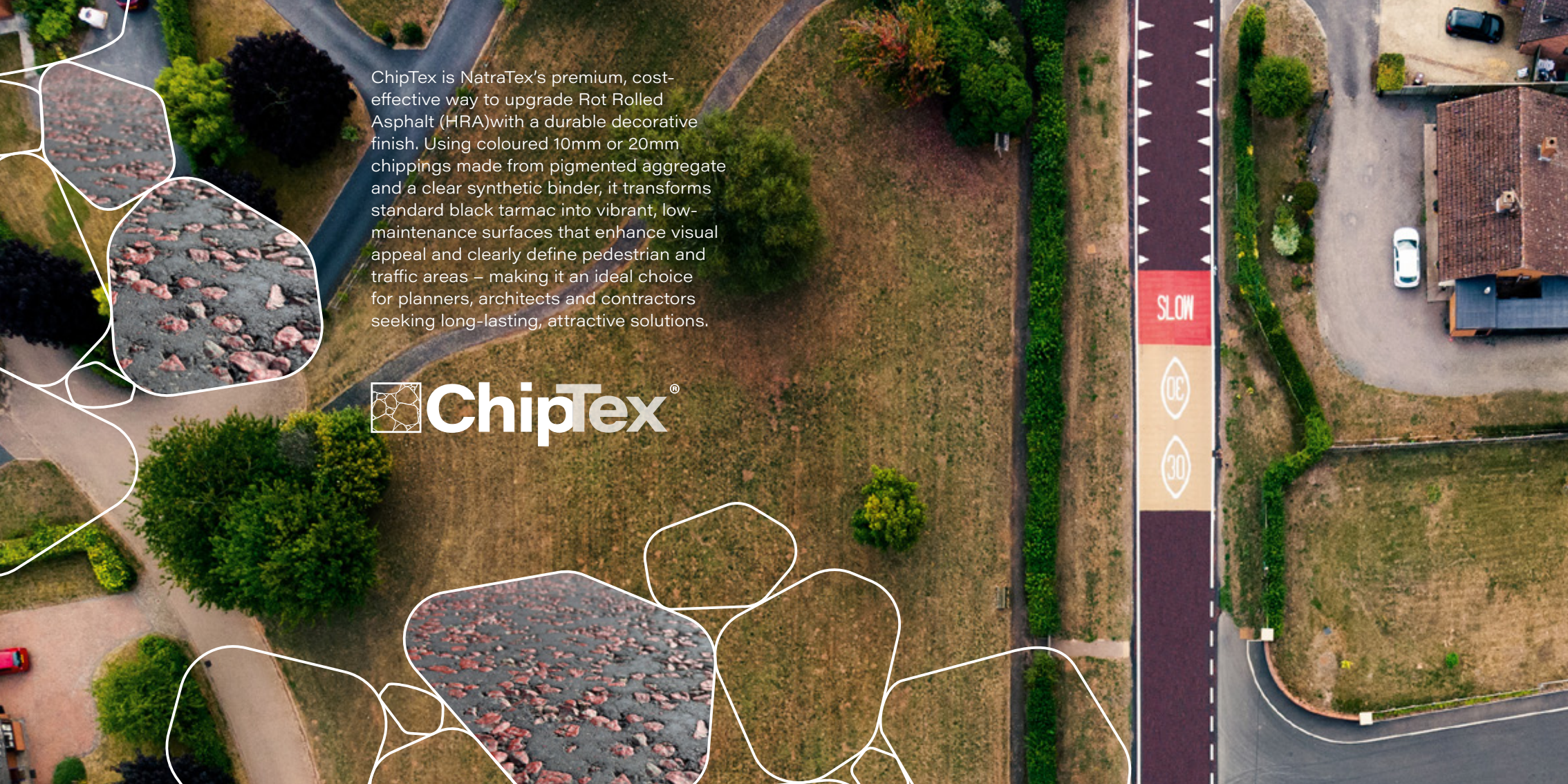
 **Natratex**[®]

Portfolio



 **NatraTex**[®]
Cotswold

NatraTex Cotswold is the flagship product in the NatraTex range. Beautiful products designed to enhance, or contrast with, the surrounding environment. Manufactured to be able to cope with anything from foot traffic to bus lanes. A durable, versatile, good looking and cost effective solution to any scheme.

An aerial photograph of a residential street. The road is paved with decorative asphalt, featuring a dark grey base with scattered reddish-brown stones. To the right of the road, there is a speed limit sign with a red top section containing the word 'SLOW' in white, and a tan bottom section with two white diamond-shaped signs containing the numbers '00' and '30'. The surrounding area includes green grass, trees, and houses with brown roofs. A white car is parked on the right side of the road.

ChipTex is NatraTex's premium, cost-effective way to upgrade Rot Rolled Asphalt (HRA) with a durable decorative finish. Using coloured 10mm or 20mm chippings made from pigmented aggregate and a clear synthetic binder, it transforms standard black tarmac into vibrant, low-maintenance surfaces that enhance visual appeal and clearly define pedestrian and traffic areas – making it an ideal choice for planners, architects and contractors seeking long-lasting, attractive solutions.



ChipTex[®]

NatraTex is a high quality, asphalt surface course.

It has very similar characteristics to that of a conventional macadam. It's laid at the same depth and on the same sublayers (base and binder course).

Application

And finally...we know as soon as the project's completed how likely it is that they'll be bollards that needs replacing or a small utilities reinstatement needing to be done. That's why we can supply NatraTex Cold-Lay, our range of NatraTex but in a readily available 25kg bucket.

For further information please download our Technical Guidance Notes, which are available on our website: www.natratex.co.uk

Technical

Thickness and Usage

Natratex is supplied in nominal sizes of 6mm and 10mm, depending on usage.

Aggregate size (nominal)/grade	Finish thickness	Intended use
6mm Medium	25mm	Pedestrian use, footpaths, playground, cycle routes
6mm Dense	30mm	Light domestic (Driveways, housing estates, car parks**)
6mm Heavy-Duty	30mm	Driveways and residential roads
10mm Dense	35mm	Residential roads / housing estates and car parks**
10mm Heavy-Duty	35mm	Main carriageways

** excludes gravel aggregate.

Preparation

NatraTex should be installed in accordance with BS594987:2015 which is the standard for Asphalt for Roads and Other Paved Areas.

All equipment needs to be clean to avoid contamination.

Installation Contractors

Reputable contractors with a knowledge and skill set that are able to lay "conventional asphalt" should be able to lay NatraTex. For a list of contractors in your area that have installed NatraTex; please email tech@bituchem.com or call our Sales Office on 01594 826768.

Maintenance and Aftercare

Our products are very low maintenance, making them ideal for a range of applications and sectors.

We produce NatraTex Cold-Lay (available in 25kg containers), for use in areas where there has been changes to raised iron works or small repairs due to bollard replacements etc.

"The children wanted a colourful play area, but with informal demarcated meeting areas where they could talk and play with their friends.

NatraTex® Cotswold Classic and NatraTex® Colour Grey were used to both compliment the school buildings and meet the brief required. NatraTex® is colourful, durable and versatile."

Melissa Ralph of Mieloci Landscape Architects



Laymore Road
Forest Vale Industrial Estate
Cinderford
Gloucestershire
GL14 2YH

www.natratex.com