



Oak

LADDER SIGN

Our FSC and PEFC Oak **ladder signs** are perfect for guiding pedestrians and vehicles in outdoor environments. These low-level directional signs feature multiple engraved slats with permanent text, arrows, and logos to help visitors easily find their way.

The natural Oak finish blends beautifully with rural or landscaped settings, while large, legible fonts enhance accessibility for all users. Durable and sustainably sourced, they provide a timeless, eco-friendly solution for effective on-site navigation.

Product features

- Hardwood FSC and PEFC Oak construction
- Permanently engraved lettering and logos
- Preservative finish
- Standard size 1000mm wide
- 1 year manufacturer's warranty

Specification applies to the standard product. Our range of options usually allow us to accommodate any differences you may require. Please contact us and we will be happy to support you in developing this specification to meet your requirements.

Manufacturer: Fitzpatrick Woolmer,
 Unit 7 Lakeside Park, Neptune Close,
 Rochester, Kent, ME2 4LT.
Tel: 01634 711 771
Email: info@fwdp.co.uk

Timber: FSC Prime Grade and PEFC QPA Grade, generally to BS EN 975-1

Species: Oak

Origin: France

Moisture content on delivery: 10% - 80%

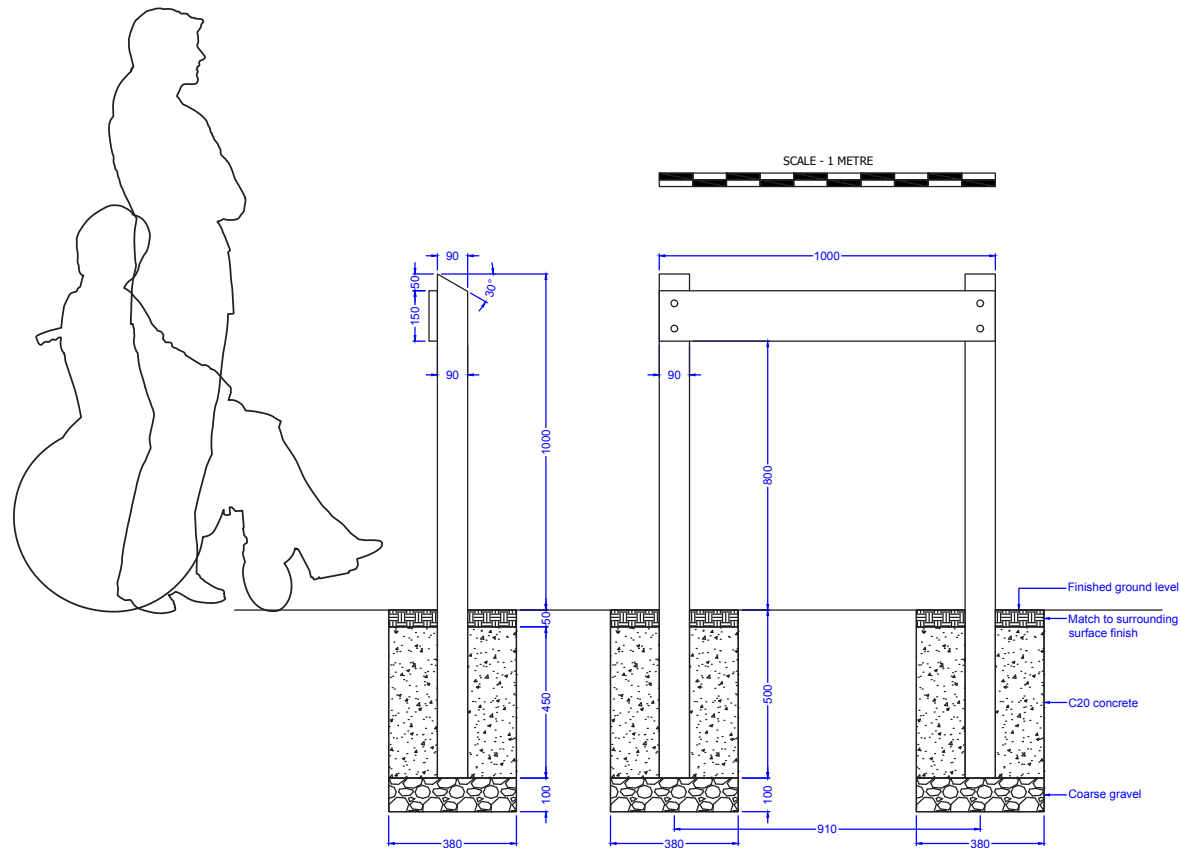
Finish: Sadolin Classic wood preservative, solvent based, matt

Colour: Light Oak

Weight: 31kg

Installation: Posts extend 500mm below ground level

Guarantee: One year manufacturer's warranty



Note:
 All dimensions are indicative only.
 Footing details are subject to
 soil conditions and structural
 engineers recommendations.

Specification applies to the standard product. Our range of options usually allow us to accommodate any differences you may require. Please contact us and we will be happy to support you in developing this specification to meet your requirements.

Manufacturer: Fitzpatrick Woolmer,
Unit 7 Lakeside Park, Neptune Close,
Rochester, Kent, ME2 4LT.
Tel: 01634 711 771
Email: info@fwdp.co.uk

Timber: FSC Prime Grade and PEFC QPA Grade,
generally to BS EN 975-1

Species: Oak

Origin: France

Moisture content on delivery: 10% - 80%

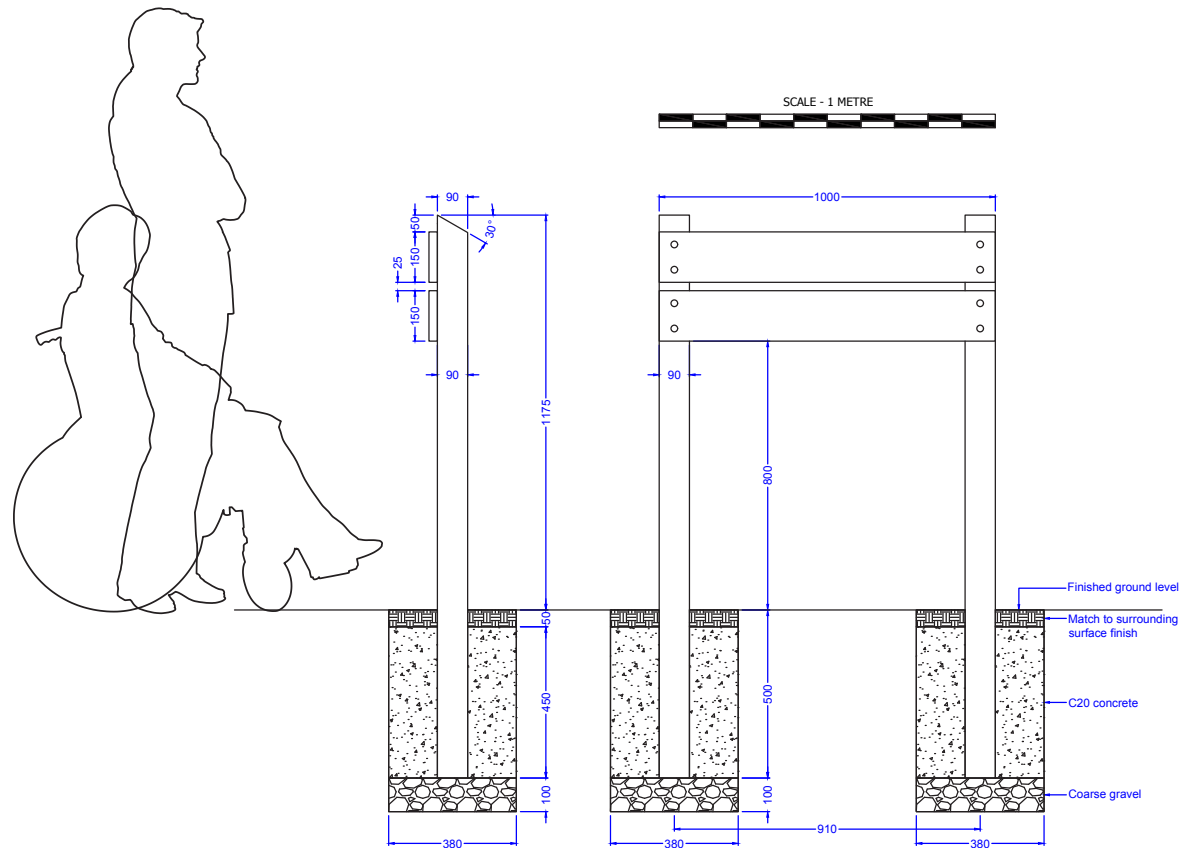
Finish: Sadolin Classic wood preservative,
solvent based, matt

Colour: Light Oak

Weight: 38kg

Installation: Posts extend 500mm below
ground level

Guarantee: One year manufacturer's warranty



Note:
All dimensions are indicative only.
Footing details are subject to
soil conditions and structural
engineers recommendations.

Specification applies to the standard product. Our range of options usually allow us to accommodate any differences you may require. Please contact us and we will be happy to support you in developing this specification to meet your requirements.

Manufacturer: Fitzpatrick Woolmer,
Unit 7 Lakeside Park, Neptune Close,
Rochester, Kent, ME2 4LT.
Tel: 01634 711 771
Email: info@fwdp.co.uk

Timber: FSC Prime Grade and PEFC QPA Grade, generally to BS EN 975-1

Species: Oak

Origin: France

Moisture content on delivery: 10% - 80%

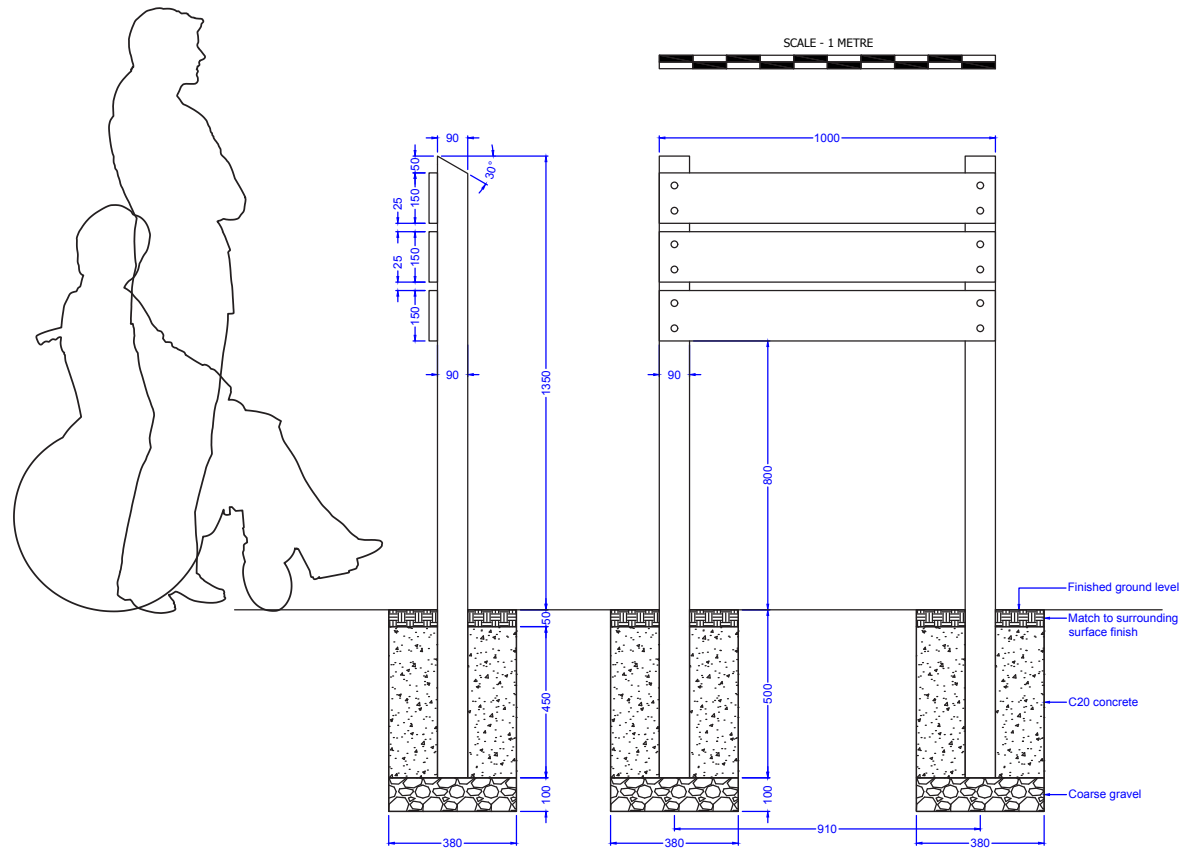
Finish: Sadolin Classic wood preservative, solvent based, matt

Colour: Light Oak

Weight: 44kg

Installation: Posts extend 500mm below ground level

Guarantee: One year manufacturer's warranty



Note:
All dimensions are indicative only.
Footing details are subject to
soil conditions and structural
engineers recommendations.

Specification applies to the standard product. Our range of options usually allow us to accommodate any differences you may require. Please contact us and we will be happy to support you in developing this specification to meet your requirements.

Manufacturer: Fitzpatrick Woolmer,
 Unit 7 Lakeside Park, Neptune Close,
 Rochester, Kent, ME2 4LT.
Tel: 01634 711 771
Email: info@fwdp.co.uk

Timber: FSC Prime Grade and PEFC QPA Grade, generally to BS EN 975-1

Species: Oak

Origin: France

Moisture content on delivery: 10% - 80%

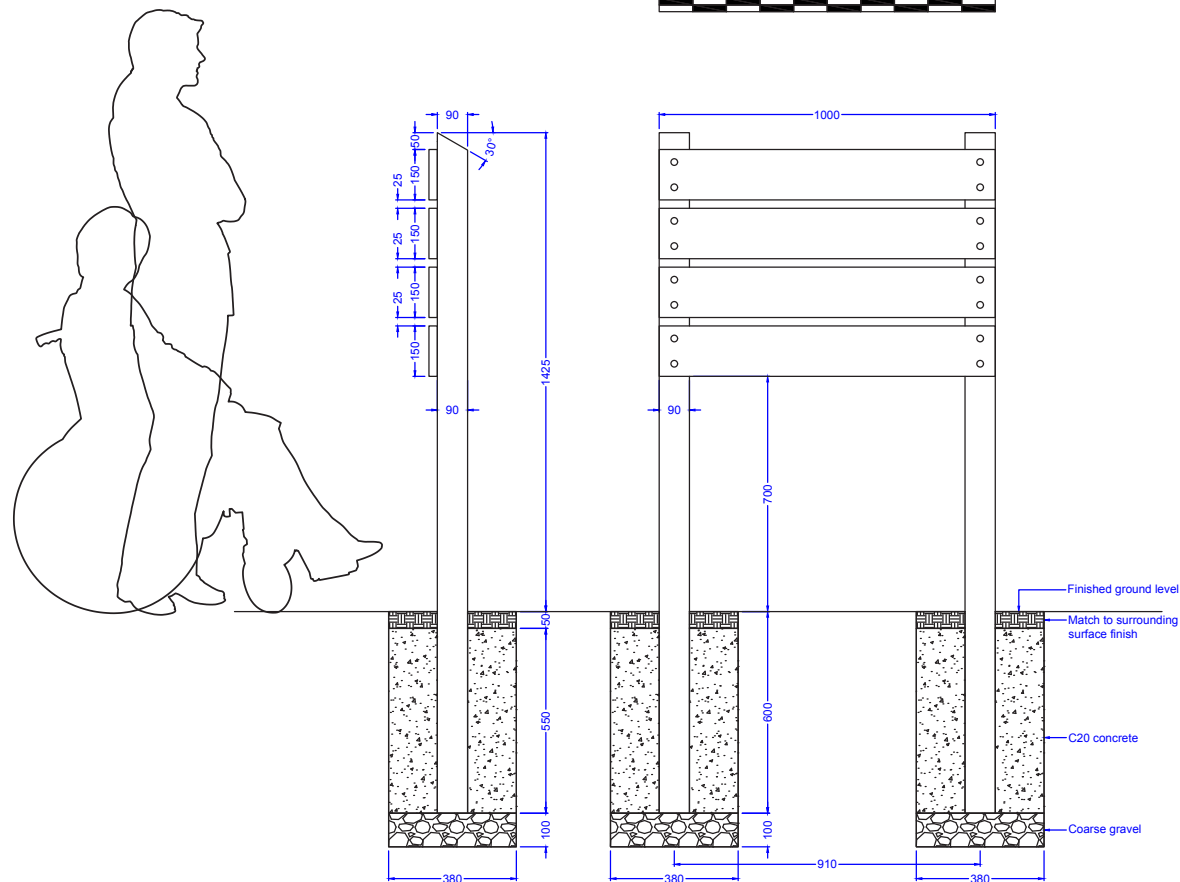
Finish: Sadolin Classic wood preservative, solvent based, matt

Colour: Light Oak

Weight: 50kg

Installation: Posts extend 600mm below ground level

Guarantee: One year manufacturer's warranty



Note:
 All dimensions are indicative only. Footing details are subject to soil conditions and structural engineers recommendations.

Specification applies to the standard product.
 Our range of options usually allow us to accommodate any differences you may require.
 Please contact us and we will be happy to support you in developing this specification to meet your requirements.

Manufacturer: Fitzpatrick Woolmer,
 Unit 7 Lakeside Park, Neptune Close,
 Rochester, Kent, ME2 4LT.
Tel: 01634 711 771
Email: info@fwdp.co.uk

Timber: FSC Prime Grade and PEFC QPA Grade,
 generally to BS EN 975-1

Species: Oak

Origin: France

Moisture content on delivery: 10% - 80%

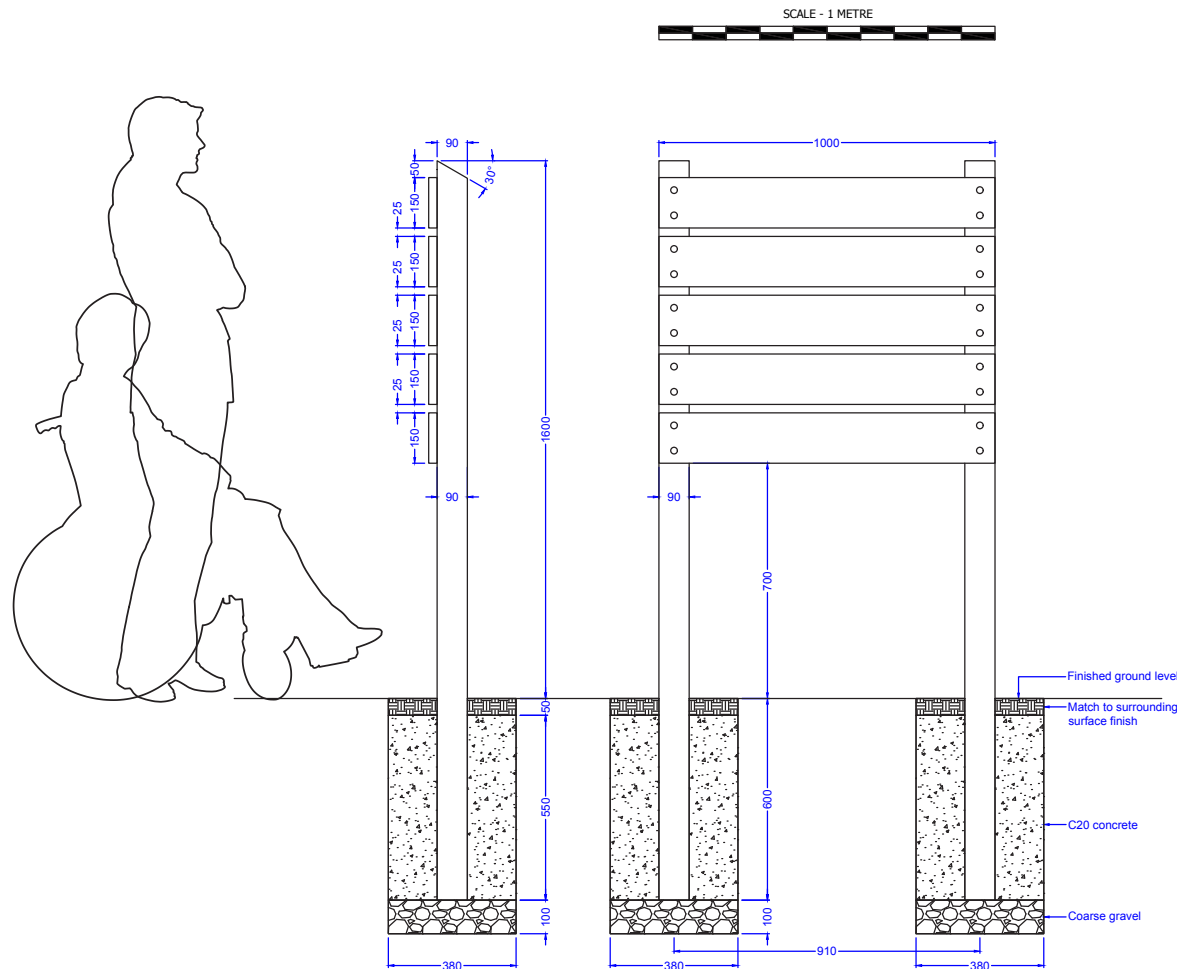
Finish: Sadolin Classic wood preservative,
 solvent based, matt

Colour: Light Oak

Weight: 56kg

Installation: Posts extend 600mm below
 ground level

Guarantee: One year manufacturer's warranty



Note:
 All dimensions are indicative only.
 Footing details are subject to
 soil conditions and structural
 engineers recommendations.

Specification applies to the standard product.
Our range of options usually allow us to accommodate any differences you may require.
Please contact us and we will be happy to support you in developing this specification to meet your requirements.

Manufacturer: Fitzpatrick Woolmer,
Unit 7 Lakeside Park, Neptune Close,
Rochester, Kent, ME2 4LT.
Tel: 01634 711 771
Email: info@fwdp.co.uk

Timber: FSC Prime Grade and PEFC QPA Grade,
generally to BS EN 975-1

Species: Oak

Origin: France

Moisture content on delivery: 10% - 80%

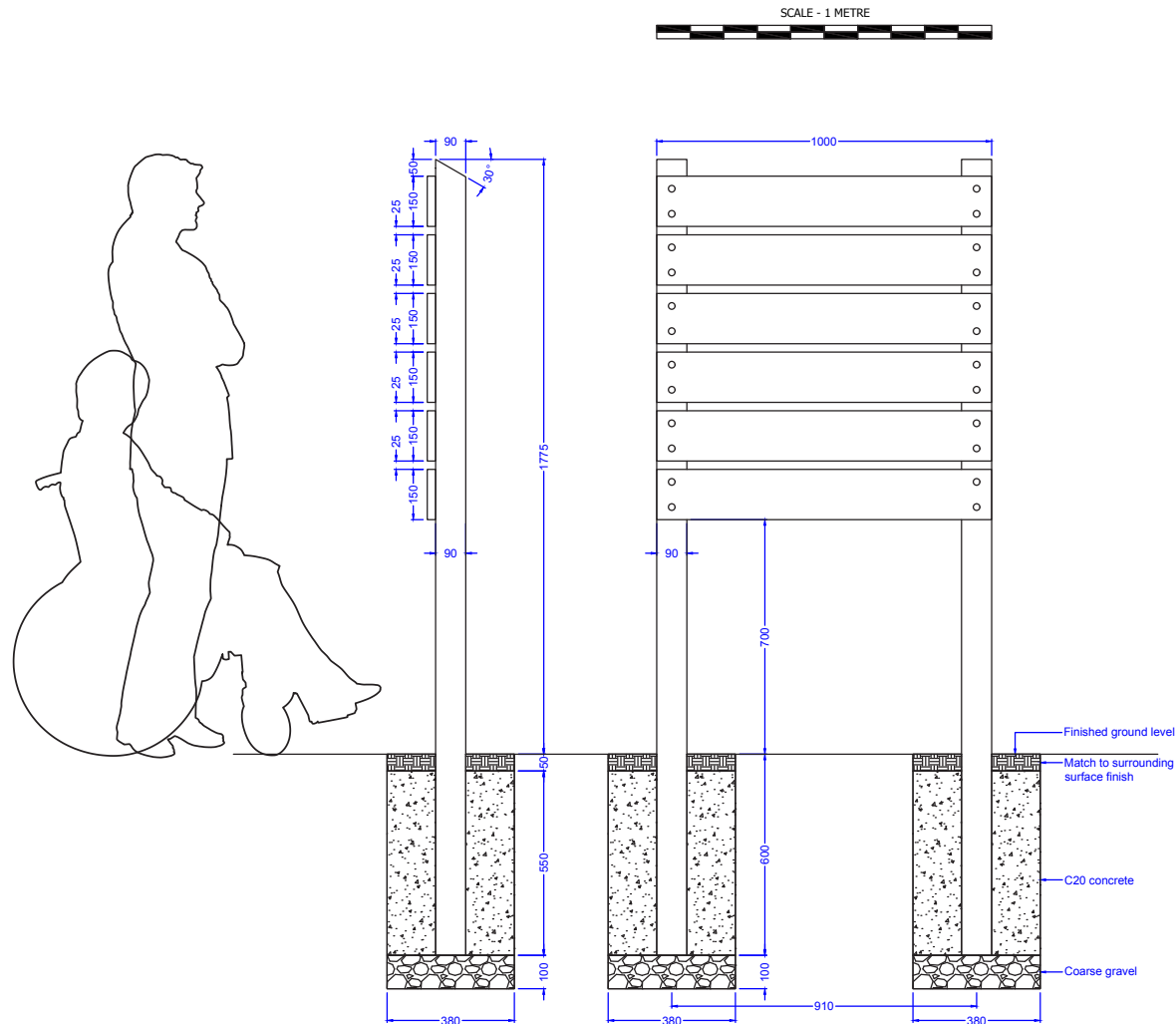
Finish: Sadolin Classic wood preservative,
solvent based, matt

Colour: Light Oak

Weight: 62kg

Installation: Posts extend 600mm below
ground level

Guarantee: One year manufacturer's warranty



Note:
All dimensions are indicative only.
Footing details are subject to
soil conditions and structural
engineers recommendations.