


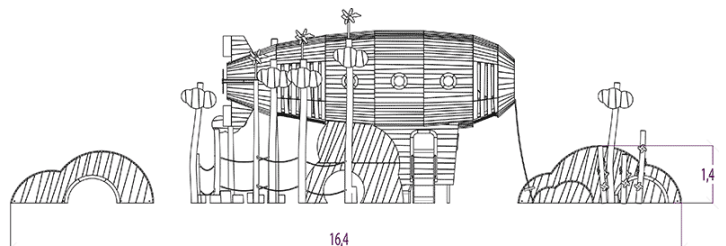
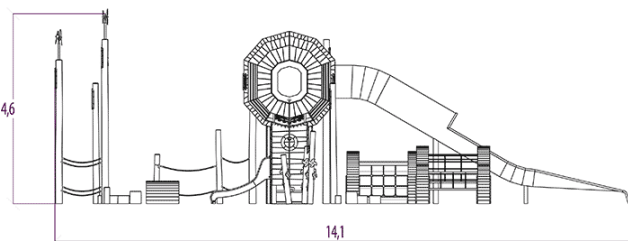
 **2+**
 **63**
 **1,5m**


 1 = 16,4m
 2 = 14,1m
 3 = 4,6m



Physical inclusion
 Sensory inclusion
 Cognitive inclusion



Play value : **62**

role play



x4

sliding



x3

meeting



x5

resting



x1

jumping



x2

handling



x5

crawling



x3

hiding



x4

balancing



x5

sound stimulation



x1

tactile stimulation



x4

visual stimulation



x8

climbing



x14



getting across

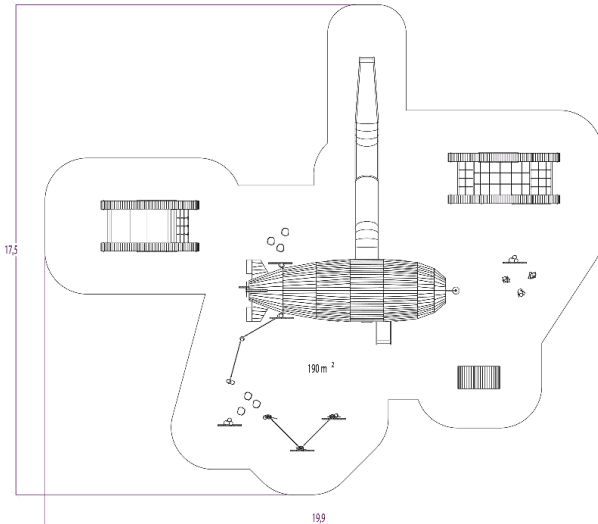




x3

Installation of equipment

IMPORTANT: It is essential to refer to the installation instructions for information on the size of the safety areas.

-  Impact area (minimum normative surface)
-  Free space



		
1	1,5m	190m ²



0



00h00



2.81m³



190m²



-



-

EN
1176