


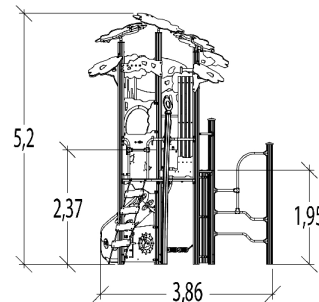
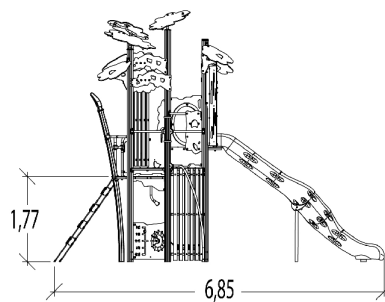
 **3+**  
 **24**  
 **2,37m**
















  
 1 = 6,85m  
 2 = 3,86m  
 3 = 5,2m



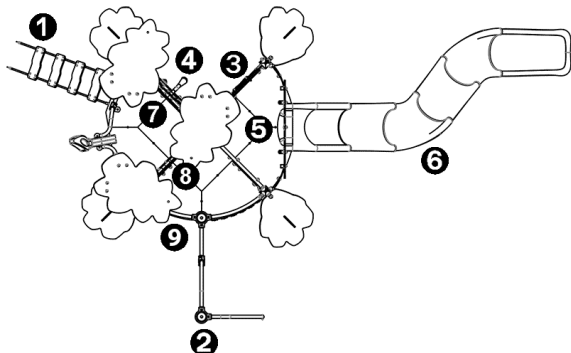
Physical inclusion  
Sensory inclusion  
Cognitive inclusion



**Play value : 29**

role play  <b>x3</b>	sliding  <b>x1</b>	meeting  <b>x2</b>	resting  <b>x4</b>	handling  <b>x2</b>	swinging  <b>x4</b>	hiding  <b>x1</b>	balancing  <b>x1</b>
taking shelter  <b>x1</b>	thinking  <b>x1</b>	sound stimulation  <b>x1</b>	tactile stimulation  <b>x3</b>	visual stimulation  <b>x2</b>	climbing  <b>x3</b>		



## Components

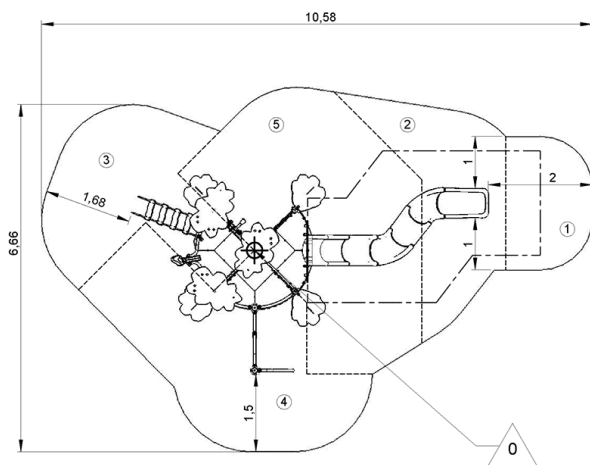


- ① Net ladder
- ② Interconnection
- ③ Play porthole
- ④ Clock panel
- ⑤ Platform Ht : 2,37 m
- ⑥ Toboggan Ht : 2,37 m
- ⑦ Play panel
- ⑧ Palissade cabane
- ⑨ 2-seater suspended seats

## Installation of equipment

**IMPORTANT:** It is essential to refer to the installation instructions for information on the size of the safety areas.

-  Impact area (minimum normative surface)
-  Free space



1	1m	4m <sup>2</sup>
2	1,5m	7,5m <sup>2</sup>
3	1,77m	9m <sup>2</sup>
4	1,95m	13m <sup>2</sup>
5	2,37m	16m <sup>2</sup>



3



18h00



1.17m<sup>3</sup>



49.5m<sup>2</sup>



843kg



32kg

EN  
1176