



6+



2



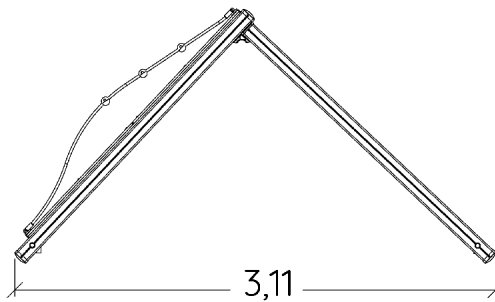
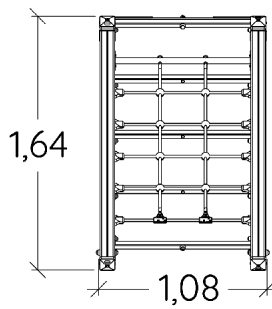

1,49m



1 = 2,83m
2 = 1,08m
3 = 1,49m



Physical inclusion
Sensory inclusion
Cognitive inclusion



Play value : **3**

getting across



x1



climbing

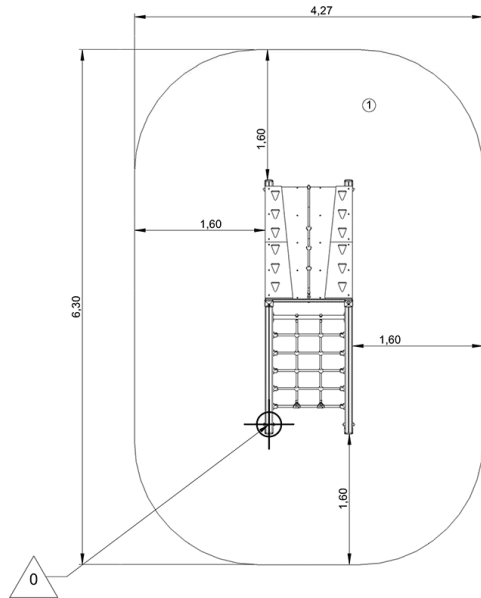




x2

Installation of equipment

IMPORTANT: It is essential to refer to the installation instructions for information on the size of the safety areas.

-  Impact area (minimum normative surface)
-  Free space



		
1	1,49m	24m ²



2



03h00



0.11m³



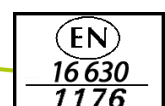
24m²



133kg

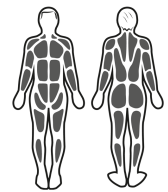


14kg






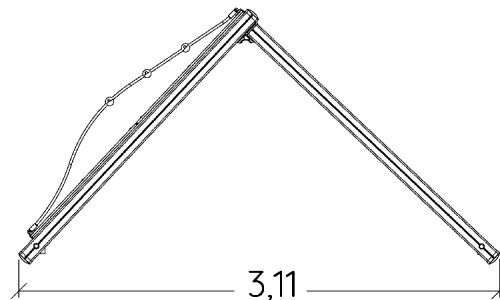
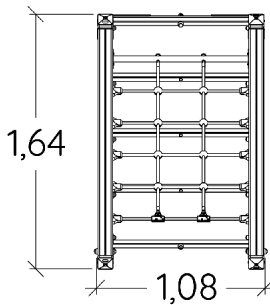
Sports formula



Muscular stimulation



Movements



► Sports activities : 3

getting across



climbing



muscle strengthening

heart health

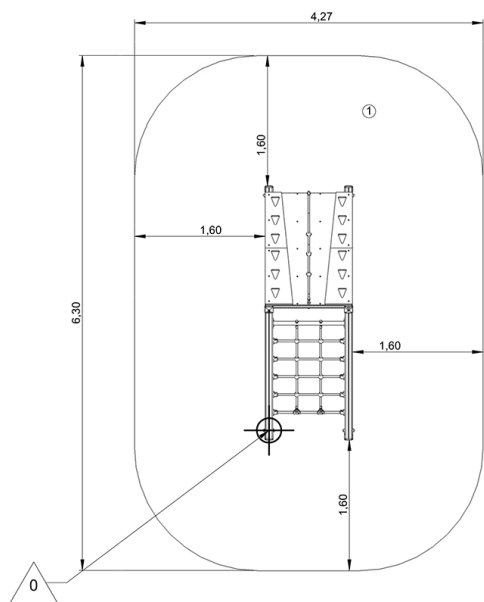
balance

coordination

► Installation of equipment

IMPORTANT: It is essential to refer to the installation instructions for information on the size of the safety areas.

- Impact area (minimum normative surface)
- Free space



1	1,49m	24m ²



2



03h00



0.11m³



24m²



133kg



14kg

