


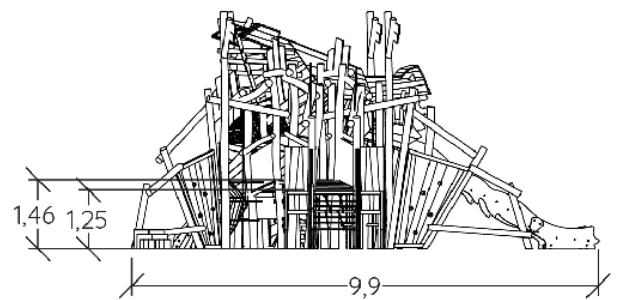
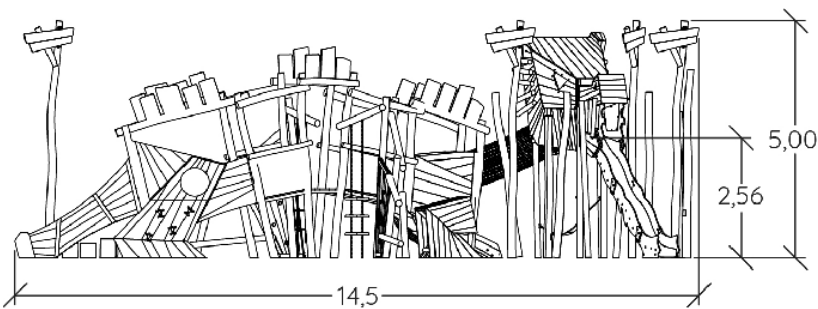
 **3+**
 **60**
 **2,37m**



 1 = 14,5m
 2 = 9,9m
 3 = 5m



Physical inclusion
Sensory inclusion
Cognitive inclusion



Play value : 20

climbing



x4

role play



x1

sliding



x1

meeting



x1

resting



x1

crawling



x1

balancing



x1

climbing



x7



getting across

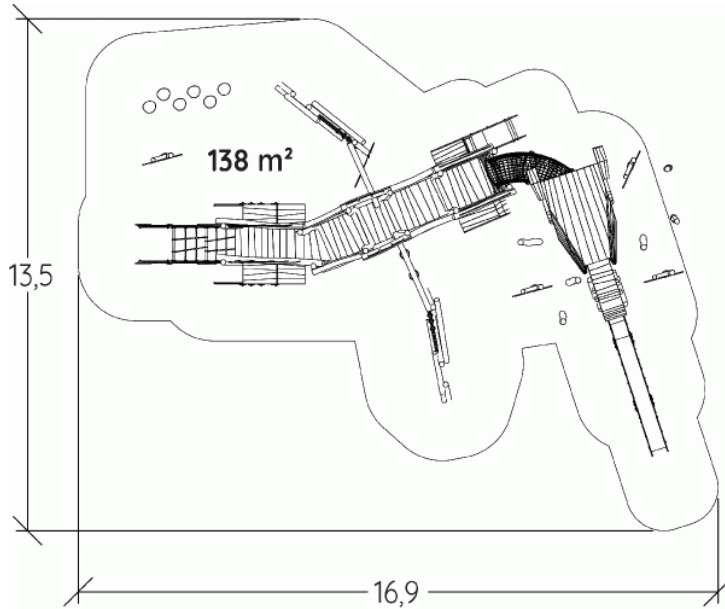




x3

Installation of equipment

IMPORTANT: It is essential to refer to the installation instructions for information on the size of the safety areas.

-  Impact area (minimum normative surface)
-  Free space



		
1	2,37m	138m ²



4



6m³



138m²



881kg



500kg

EN
1176