



2+



32



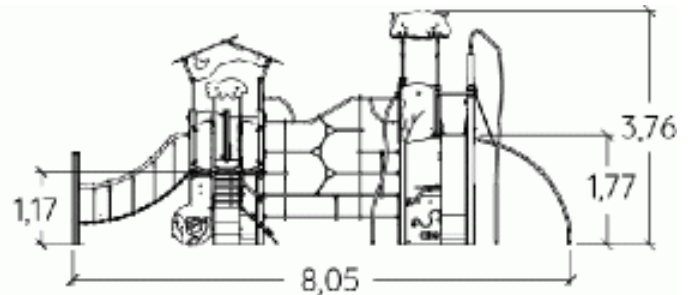
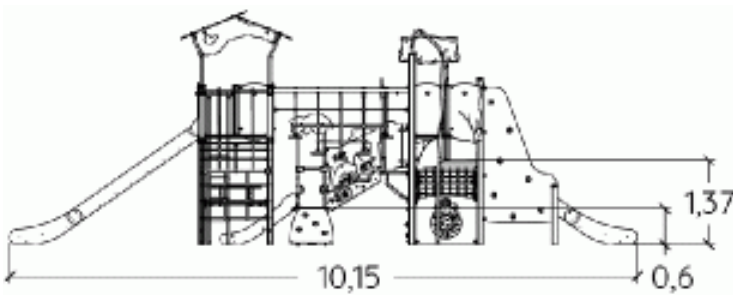
2,6m



1 = 10,15m  
2 = 8,05m  
3 = 3,76m



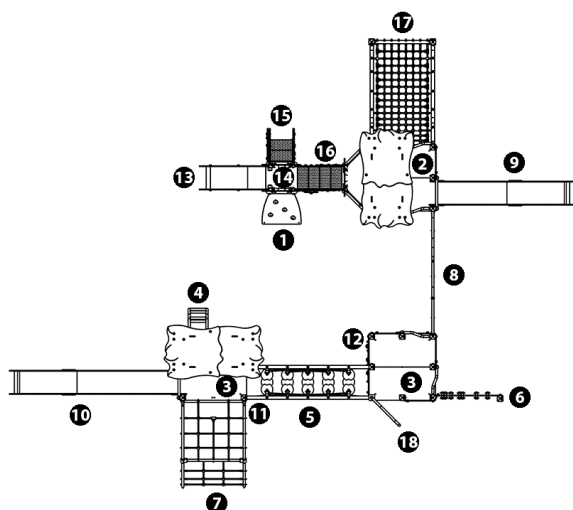
Physical inclusion  
Sensory inclusion  
Cognitive inclusion



**Play value : 54**

climbing  x2	role play  x5	sliding  x4	meeting  x4	resting  x2	handling  x8	hiding  x1	balancing  x2
taking shelter  x2	thinking  x4	tactile stimulation  x8	visual stimulation  x3	climbing  x6	getting across  x3		

## Components

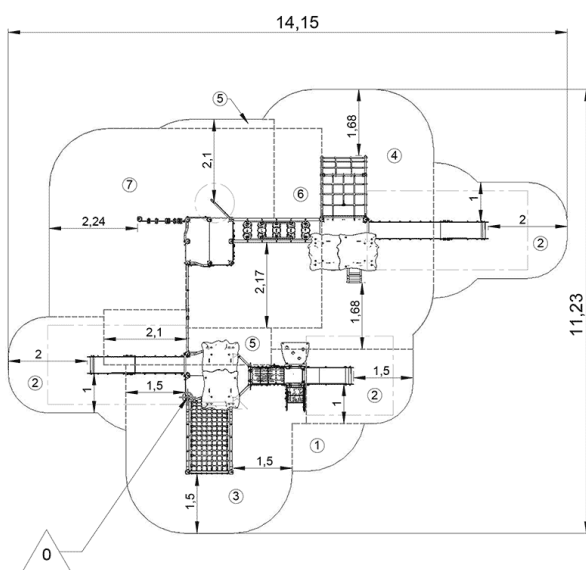


- ❶ Slope
- ❷ Square platform
- ❸ Square platform
- ❹ Curved ladder
- ❺ Floating steps
- ❻ Climbing wall
- ❼ Curved climbing net
- ❽ Climbing net
- ❾ Slide H: 1.37m
- ❿ Slide
- ⓫ Play table
- ⓬ Lottery Panel
- ⓭ Slide
- ⓮ Themed square platform
- ⓯ Stairway
- ⓰ Intermediate staircase
- ⓱ FILET PMR DIABOLO
- ⓲ Fireman's pole

## Installation of equipment

**IMPORTANT:** It is essential to refer to the installation instructions for information on the size of the safety areas.

- Impact area (minimum normative surface)
- Free space



1	0,6m	1,5m <sup>2</sup>
2	1m	20m <sup>2</sup>
3	1,37m	18m <sup>2</sup>
4	1,77m	19,5m <sup>2</sup>
5	2,4m	5,5m <sup>2</sup>
6	2,5m	12,5m <sup>2</sup>
7	2,6m	21m <sup>2</sup>



2



20h00



0.86m<sup>3</sup>



98m<sup>2</sup>



1266kg



33kg

EN

1176