


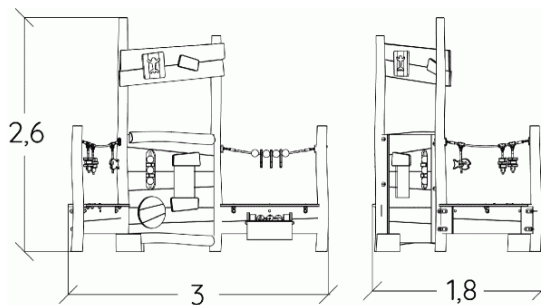
 **1+**
 **6**
 **0,6m**









 1 = 3m
 2 = 1,8m
 3 = 2,6m



Physical inclusion
Sensory inclusion
Cognitive inclusion



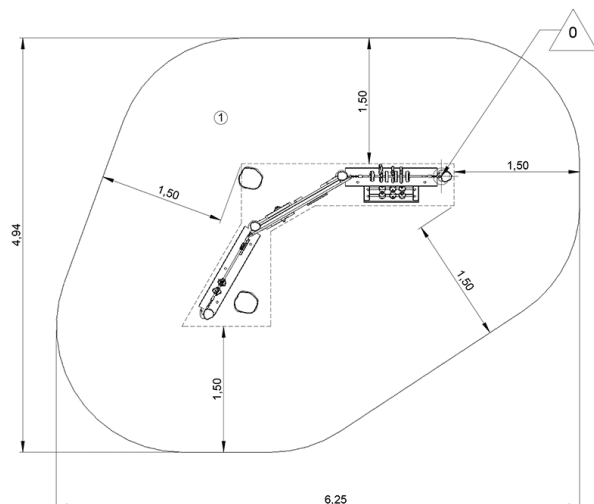
Play value : 18



role play	meeting	resting	handling	hiding	tactile stimulation
					
x1	x1	x1	x7	x1	x7

Installation of equipment

IMPORTANT: It is essential to refer to the installation instructions for information on the size of the safety areas.

-  Impact area (minimum normative surface)
-  Free space



		
1	0,60m	25m ²



2



06h00



0.3m³



25m²



239kg



233kg

