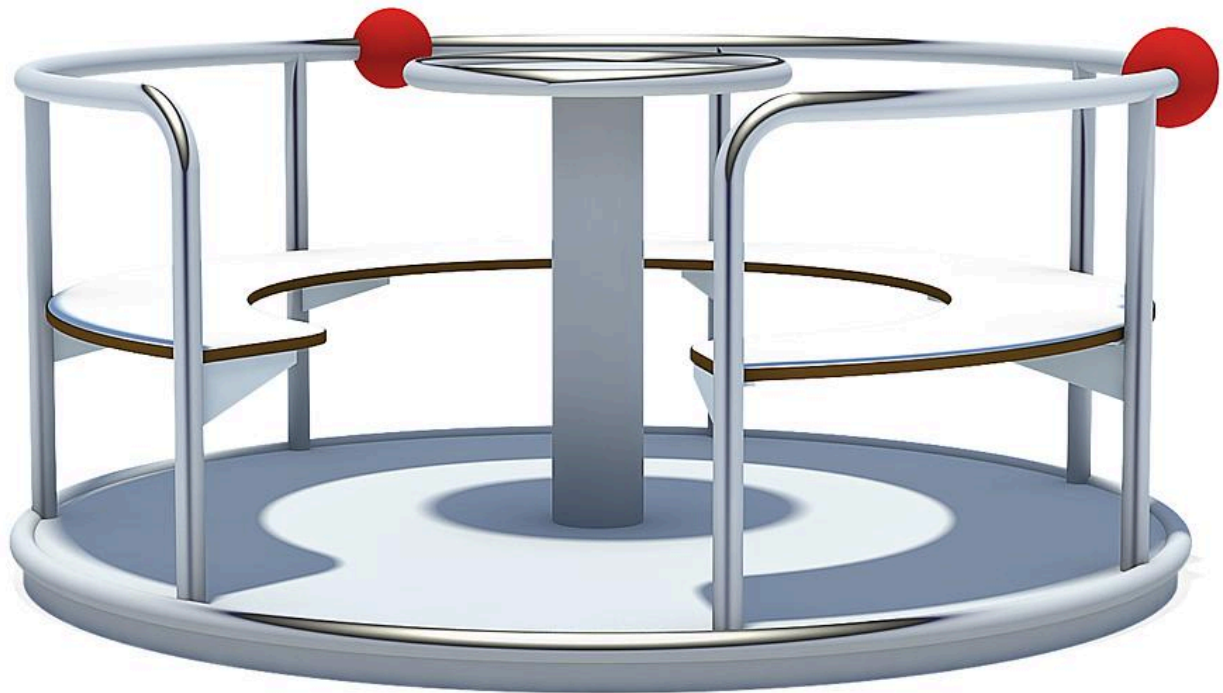


5 56 070 0

Roundabout Neptune Ø 1,50 m



Age indication



Speed



Balance



Senses



Social skills



Living together

Scope of delivery

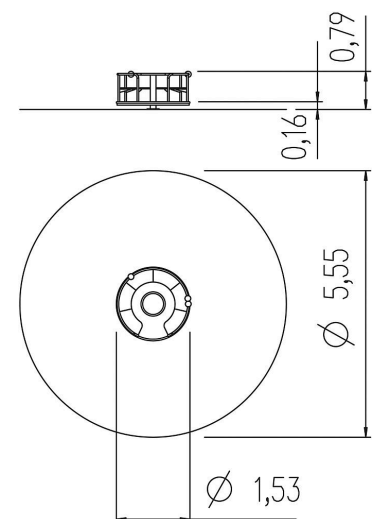
1x mounting panel: stainless steel

1x bearing: Ball/conical roll bearing

1x bottom plate Ø 150 cm: stainless steel, rubber

1x seat: HPL

base structure: stainless steel



5 56 070 0












Roundabout Neptune Ø 1,50 m






eibe
complete inspiration



Technical data

	Material	Stainless steel
	Minimum space	Ø 5,55x2,80 m
	Impact protection net	24,5 m ²
	Free falling height	45 cm
	Ground constitution GE/NL/B	at least top soil
	Ground constitution all except GE/NL/B	at least top soil
	Size	Ø 1,50x0,78 m
	Largest section	156x153x79 cm
	Heaviest section	185 kg
	Certificate	-
	Tested according to standard	-

Installation information

	Foundations	1x CF
	Fundamentlevel	ET 600
	Assembly	2 persons/2 h

Legend: PF=prefabricated foundation, CF=concrete foundation, ET=burial depth, GFRP=glass-fibre reinforced plastic, VA=stainless steel, PH=platform height

eibe play Ltd, eibe House | Forsyth's Home Farm | A3 Bypass Road, Hurtmore, Surrey | GU8 6 AD | UK | Fon +44 1483 813834 | eibe@eibe.co.uk | www.eibe.co.uk