

swing Luna with nest seat and swing seat



Age indication



Speed



Social skills



Senses



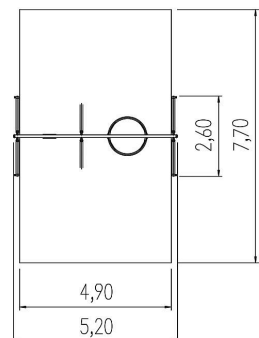
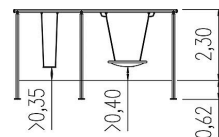
Living together



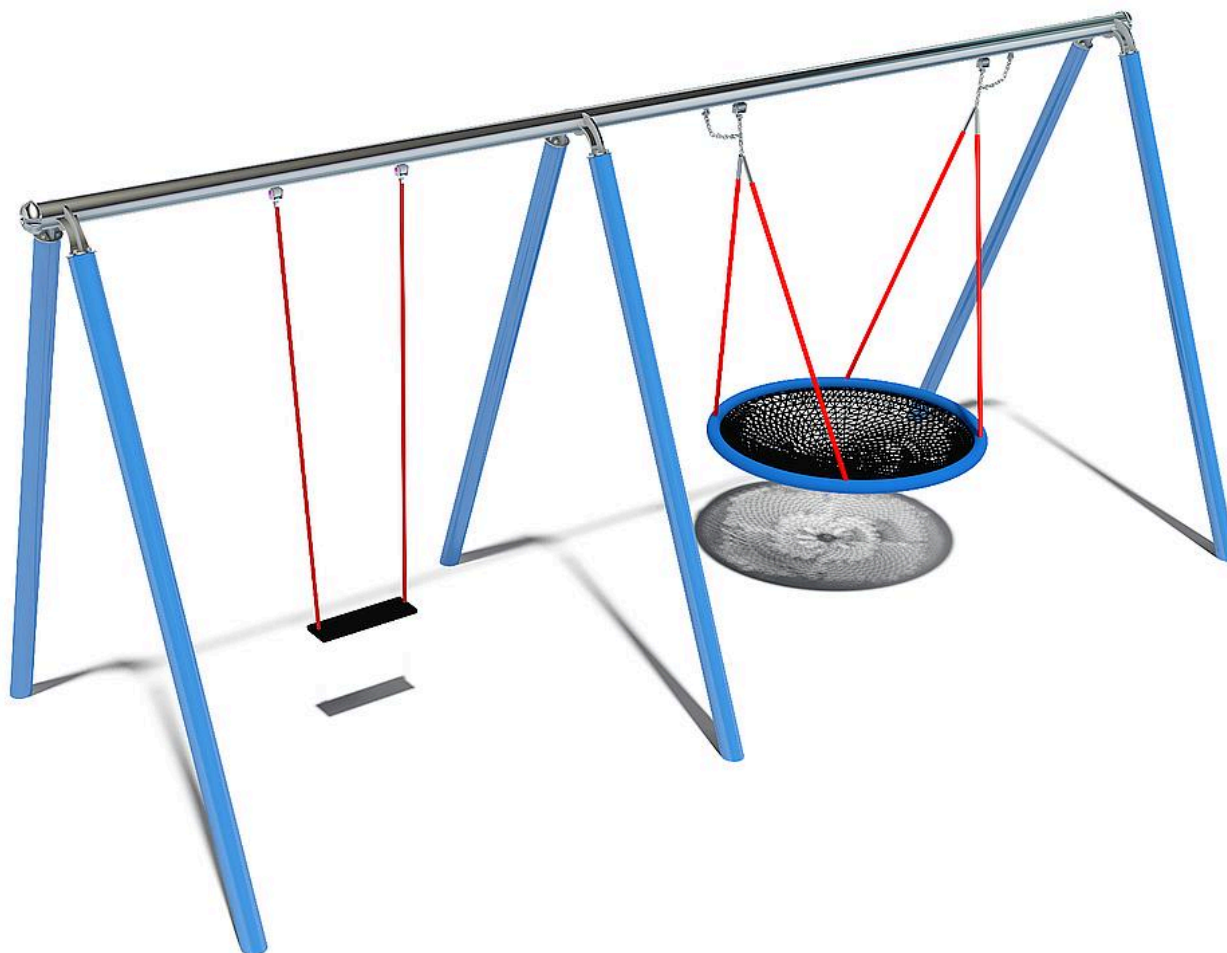
Recreation

Scope of delivery












- 6x swing posts: galvanised and powder-coated steel
- 1x swing beams: galvanised steel
- 1x safety swing seat with chain: rubber, stainless steel
- 2x swing joint: steel hot-dip galvanised
- 1x nest swing with chain: rope ring, steel cable-link mat, galvanised plastic-coated steel cable, PE
- 2x cardan joint with safety chain: stainless steel






swing Luna with nest seat and swing seat



Technical data

| | | |
|---|---|---------------------|
|  | Material | powdered steel |
|  | Minimum space | 7,75x5,30x3,20 m |
|  | Impact protection net | 33,0 m ² |
|  | Free falling height | 145 cm |
|  | Ground constitution GE/NL/B | at least turf |
|  | Ground constitution all except GE/NL/B | at least sand |
|  | Largest section | 520x37x18 cm |
|  | Heaviest section | 50 kg |
|  | Certificate | TÜV product service |
|  | Tested according to standard | EN 1176 - 1/2/7 |
|  | Service interval (in months) | 6 |

Installation information

| | | |
|---|----------------|---------------|
|  | Foundations | 6x CF |
|  | Fundamentlevel | ET 900 |
|  | Assembly | 2 persons/7 h |

Legend: PF=prefabricated foundation, CF=concrete foundation, ET=burial depth, GFRP=glass-fibre reinforced plastic, VA=stainless steel, PH=platform height