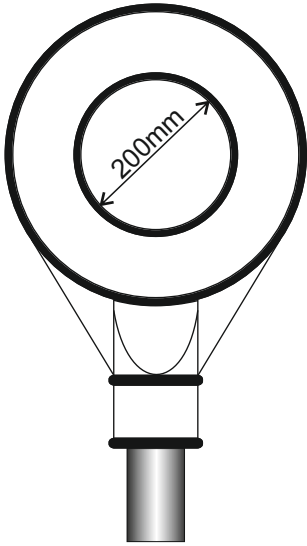


# RING FINIALS

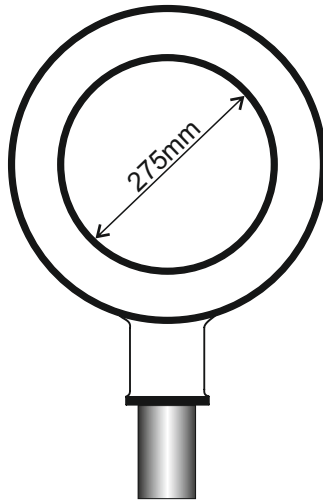
## LRF 2486

400w x 590h  
(solid or hollow centre)




## LRF 420

420w x 530h  
(solid or hollow centre)




## LRF 120

300w x 410h  
(solid or hollow centre)





## LRF YORK

200w x 335h  
(solid or hollow centre)




## LRF 2056

Cheshire CC  
338w x 615h  
(solid or hollow centre)



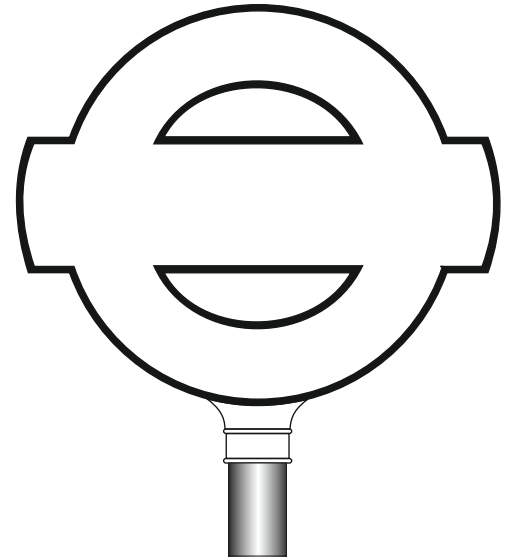
## LRF Ridings A

380w x 400h  
(320mm Diameter)




## LRF Ridings B

560w x 540h  
(468mm Diameter)



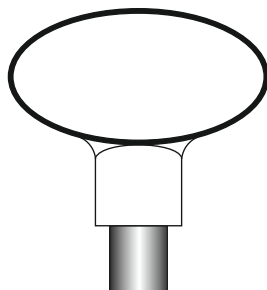
## LRF Ridings C

640w x 600h  
(530mm Diameter)



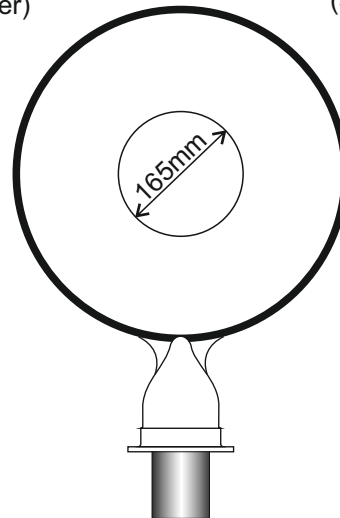
## LRF 2490

Hampshire  
356w x 670h  
(solid or hollow centre)



## LRF 2226

180h (Oval) x 290h x 345w  
(solid or hollow centre)



## LRF Oxfordshire CC

590h x 445w  
(solid or hollow centre)

