

Belvedere Seat BX14 4054



Standard Unit Dimensions:

Length: 2000mm
Width: 560mm
Height: 908mm

Framework Colours/Finishes:

Galvanised Only Finish	Jet Black	Traffic White
Goose Grey	Cobalt Blue	Anthracite Grey
Holly Green	Green	Sky Blue
Traffic Red	Duchess Blue	Traffic Yellow

The colours shown are a guide only. Please check a colour chart to see the actual colour.

Product Information

The sturdy steel frame of the Belvedere Seat ensures long-lasting durability, while the natural wood slats add a rustic feel. Suitable for all contemporary outdoor spaces, this versatile piece is sure to complement any setting with its bold yet simple design.

Features

- Steel frame galvanised to BS EN ISO 1461:2022
- This unit is available root fixed or baseplated

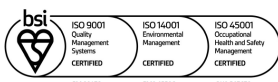
Materials

- Frame: Galvanised mild steel
- Frame: Galvanised mild steel, polyester powder coated to any standard BS/RAL colour
- Slats: FSC®-certified Treated Softwood
- Slats: Hardwood Iroko
- Slats: FSC®-certified Iroko

Options

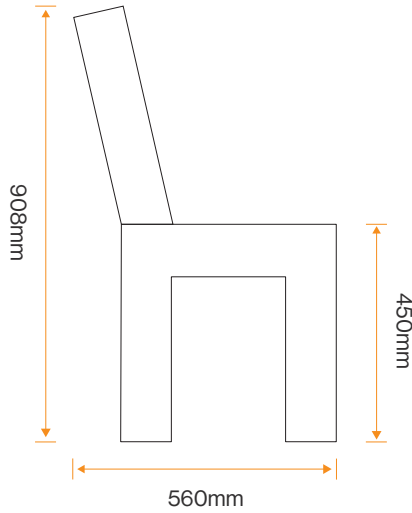
- Available with SmartBeam Slat

Broxap Limited, Rowhurst Industrial Estate, Chesterton, Newcastle-under-Lyme, Staffordshire, ST5 6BD T: 01782 564411 E: info@broxap.com W: www.broxap.com



Belvedere Seat BX14 4054

Diagram



Standard Unit Dimensions:

Length: 2000mm
Width: 560mm
Height: 908mm

Framework Colours/Finishes:


Galvanised Only Finish	Jet Black	Traffic White
Goose Grey	Cobalt Blue	Anthracite Grey
Holly Green	Green	Sky Blue
Traffic Red	Duchess Blue	Traffic Yellow

The colours shown are a guide only. Please check a colour chart to see the actual colour.

Installation

Root/Submerged Fixing

Surface Mounted Baseplate



Broxap Limited, Rowhurst Industrial Estate, Chesterton, Newcastle-under-Lyme, Staffordshire, ST5 6BD T: 01782 564411 E: info@broxap.com W: www.broxap.com

