

## Belvedere Bench BX14 4052



### Standard Unit Dimensions:

Length: 1800mm  
Width: 435mm  
Height: 450mm  
Weight: 55kg

### Framework Colours/Finishes:

		
Galvanised Only Finish	Jet Black	Traffic White
		
Goose Grey	Cobalt Blue	Anthracite Grey
		
Holly Green	Green	Sky Blue
		
Traffic Red	Duchess Blue	Traffic Yellow

The colours shown are a guide only. Please check a colour chart to see the actual colour.

### Product Information

The Belvedere Bench couples smooth and mellow timber slats with a strong, chunky steel frame. The contrast is a striking feature of the bench which clearly exhibits its strength and durability through the solid base design.

### Features

- Frame is galvanised to BS EN ISO 1461:2022
- Additional option to powder coat in an RAL or BS colour
- Available with hardwood iroko or treated softwood timber slats
- This unit is root fixed as standard

### Materials Used

- Galvanised steel
- Hardwood Iroko timber slats

### Other Materials Available

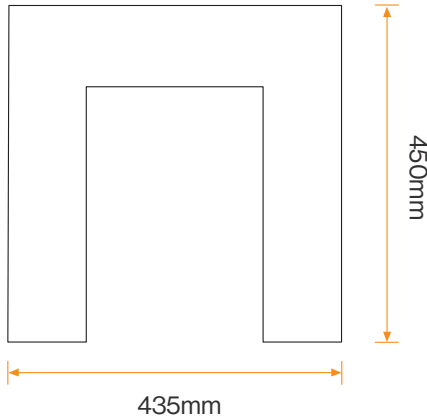
- Softwood timber slats

## Belvedere Bench BX14 4052

### Options


- A choice of fixings, frame finishes and colours available

### Diagram




### Installation

Root/Submerged Fixing



Surface Mounted Baseplate



#### Standard Unit Dimensions:

Length: 1800mm  
Width: 435mm  
Height: 450mm  
Weight: 55kg

#### Framework Colours/Finishes:

Galvanised Only Finish	RAL 9005 Jet Black	RAL 9016 Traffic White
BS 4800 00 A 05 Goose Grey	RAL 5013 Cobalt Blue	RAL 7016 Anthracite Grey
BS 4800 14 C 39 Holly Green	RAL 6005 Green	RAL 5015 Sky Blue
RAL 3020 Traffic Red	BS 4800 20 C 40 Duchess Blue	RAL 1023 Traffic Yellow

The colours shown are a guide only. Please check a colour chart to see the actual colour.

Broxap Limited, Rowhurst Industrial Estate, Chesterton, Newcastle-under-Lyme, Staffordshire, ST5 6BD T: 01782 564411 E: info@broxap.com W: www.broxap.com

