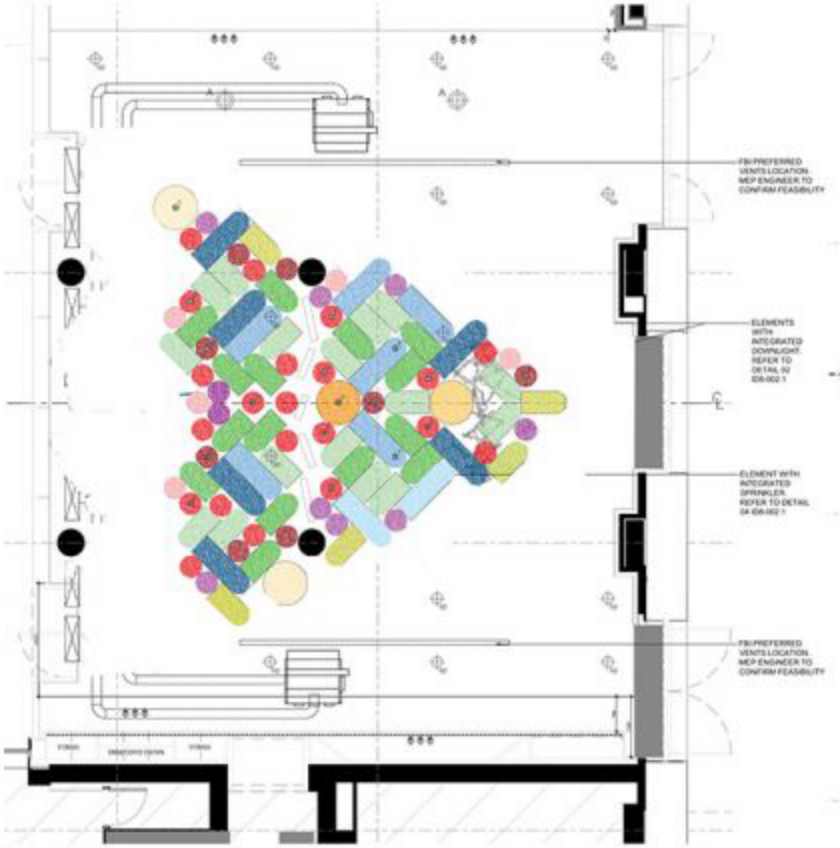

02 EC CEILING ELEMENTS LAYOUT
SCALE 1 : 50 (A1)

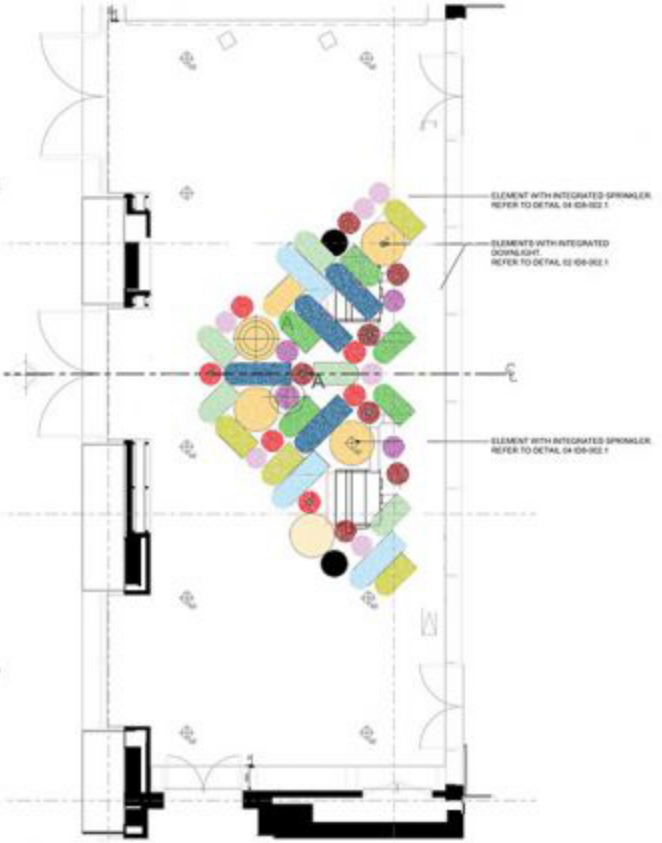

03 WC CEILING ELEMENTS LAYOUT
SCALE 1 : 50 (A1)

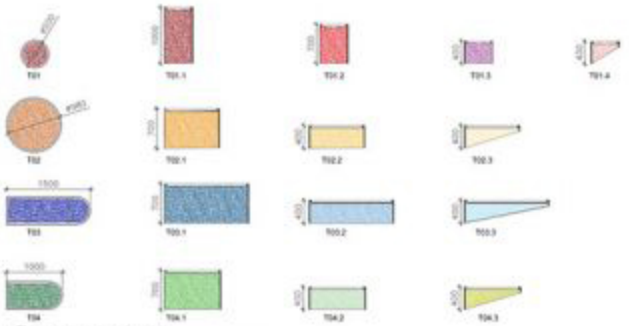

01 CEILING ELEMENTS TYPOLOGY-KEY

FIONA BARRATT INTERIORS - DISCLAIMER

KEY PLAN

NOTES
1. This drawing is representative of design intent only and to be read in conjunction with FBI plans, elevations, details, schedules & M&e specifications where applicable.
2. Refer to the architect's drawings for base building setout information, all substrate, fixing details to be as architects and structural engineers specifications.
3. All services shown ie: mechanical, electrical, lighting, fire, security, facade, catering and AV are indicative only. Please read in conjunction with the consultant
drawings, details & specifications where applicable.
4. The contractor is to supply, for designers approval, shop drawings and setting out rods to fully illustrate methods of construction of all millwork, casegoods,cabinetry, joinery work and other specialist finishes and features. Contractor to supply samples for designers approval prior to manufacture.
5. Contractor to ensure that all works comply with relevant national and / or local authority statutory requirements and in accordance with local building control and codes of practice. Ensure appropriate certifications are provided where required.
6. In advance of construction the contractor must confirm that the interior fitout is achievable together with the installed services and built structure.
7. All dimensions are to finished face unless noted otherwise.

No	Date	Description	By

CLIENT
HPGL

PROJECT
KC3 East & West Concierge Areas

TITLE
TYPICAL CEILING DETAILS

DRAWING STATUS
DWG-STATUS

DRAWN HO	CHECKED CHECKED
SCALE VARIES	
DATE 06/08/2021	

FIONA BARRATT INTERIORS

PROJ. REF.	DRAWING No.	REV.
CPS	ID8-002.2	1